


# DP IB Chemistry: HL

  
Your notes

## 15.1 Energy Cycles

### Contents

- \* 15.1.1 Key Enthalpy Terms
- \* 15.1.2 Born-Haber Cycles
- \* 15.1.3 Born-Haber Cycle Calculations
- \* 15.1.4 Dissolution Energy Cycles
- \* 15.1.5 Energy Changes in Aqueous Solutions



Your notes

## 15.1.1 Key Enthalpy Terms

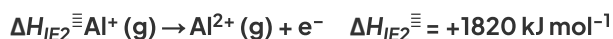
### Key Enthalpy Terms

#### Ionisation energy

- The **ionisation energy** ( $\Delta H_{IE}^\ominus$ ) is the standard enthalpy change that occurs on the removal of 1 mole of electrons from 1 mole of gaseous atoms or positively charged ions
- Ionisation energy is always endothermic as energy is needed to overcome the attraction between an electron and the nucleus
- The **first ionisation energy** ( $\Delta H_{IE1}^\ominus$ ) is the energy required to remove one mole of electrons from 1 mole of gaseous atoms of an element to form 1 mole of 1+ ions in the gaseous phase



- The **second ionisation energy** ( $\Delta H_{IE2}^\ominus$ ) is the energy required to remove 1 mole of electrons from 1 mole of gaseous 1+ ions to form 1 mole of 2+ ions in the gaseous phase



#### Enthalpy of Atomisation

- The **enthalpy of atomisation** ( $\Delta H_{at}^\ominus$ ) is the standard enthalpy change that occurs on the formation of 1 mole of separate gaseous atoms from an element in its standard state
- The  $\Delta H_{at}^\ominus$  is always **endothermic** as energy is always required to **break** any bonds between the atoms in the element or to break the element into its gaseous atoms
  - Since this is always an endothermic process, the enthalpy change will always have a **positive** value



#### Electron Affinity

- The **electron affinity** ( $\Delta H_{EA}^\ominus$ ) of an element is the energy change when 1 mole of electrons is gained by 1 mole of gaseous atoms of an element to form 1 mole of gaseous ions under standard conditions
- For example, the first electron affinity of chlorine is:



- The **first electron affinity** is always **exothermic** as energy is released when electrons are attracted to the atoms
- However, the **second electron affinity** of an element can be **endothermic** as illustrated by oxygen:





Your notes

- This is because a large force of **repulsion** must be overcome between the negatively charged ion and the second electron requiring a large input of energy

## Lattice Enthalpy

- The **lattice enthalpy** ( $\Delta H_{lat}^{\ominus}$ ) is defined as the standard enthalpy change that occurs on the formation of 1 mole of gaseous ions from the solid lattice
- The  $\Delta H_{lat}^{\ominus}$  is always **endothermic** as energy is always required to **break** any bonds between the ions in the lattice
  - Since this is always an endothermic process, the enthalpy change will always have a **positive** value



## Enthalpy of Solution

- The **standard enthalpy change of solution** ( $\Delta H_{sol}^{\ominus}$ ) is the enthalpy change when 1 mole of an ionic substance **dissolves** in sufficient water to form an **infinitely dilute solution**
- The symbol **(aq)** is used to show that the solid is dissolved in **sufficient water**
- $\Delta H_{sol}^{\ominus}$  can be **exothermic** (negative) or **endothermic** (positive)

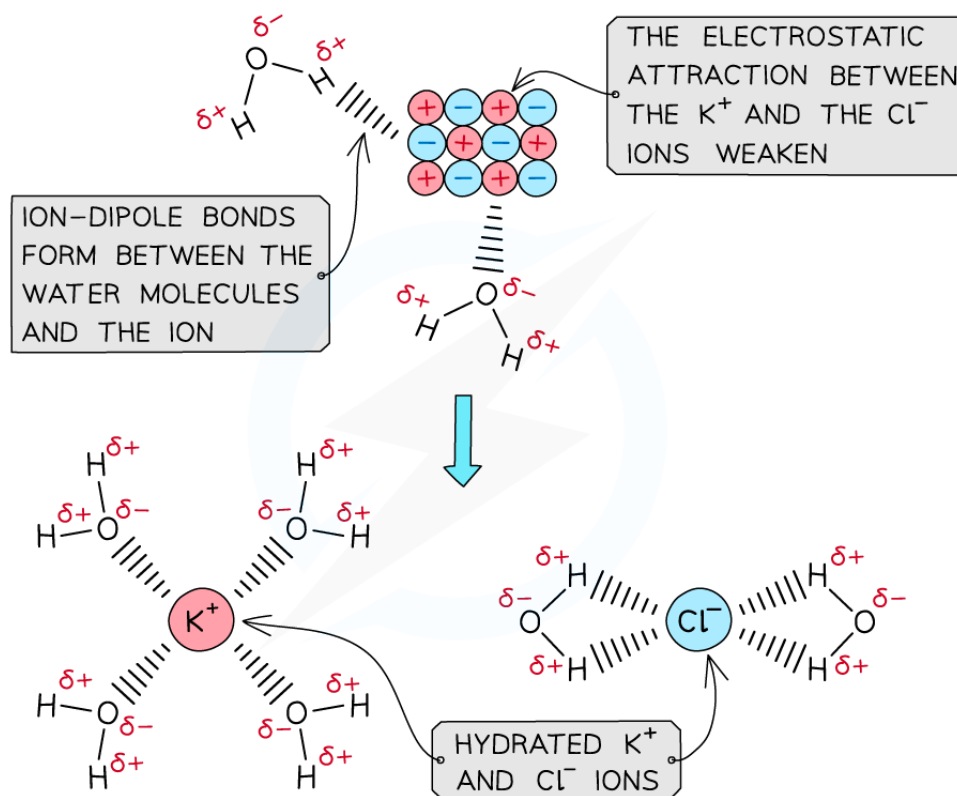


## Enthalpy of Hydration

- The **standard enthalpy change of hydration** ( $\Delta H_{hyd}^{\ominus}$ ) is the enthalpy change when 1 mole of a specified **gaseous ion** dissolves in sufficient water to form an infinitely dilute **solution**



- Hydration enthalpies are the measure of the energy that is released when there is an attraction formed between the ions and water molecules
- Hydration enthalpies are **exothermic**
- The term **solvation** is used in place of hydration if water has been replaced by another solvent
- When an **ionic solid** dissolves in water, positive and negative ions are formed
- Water is a **polar** molecule with a  $\delta^-$  oxygen (O) atom and  $\delta^+$  hydrogen (H) atoms which will form **ion-dipole attractions** with the ions present in the solution
- The oxygen atom in water will be attracted to the **positive ions** and the hydrogen atoms will be attracted to the **negative ions**



*The polar water molecules will form ion-dipole bonds with the ions in solution causing the ions to become hydrated*

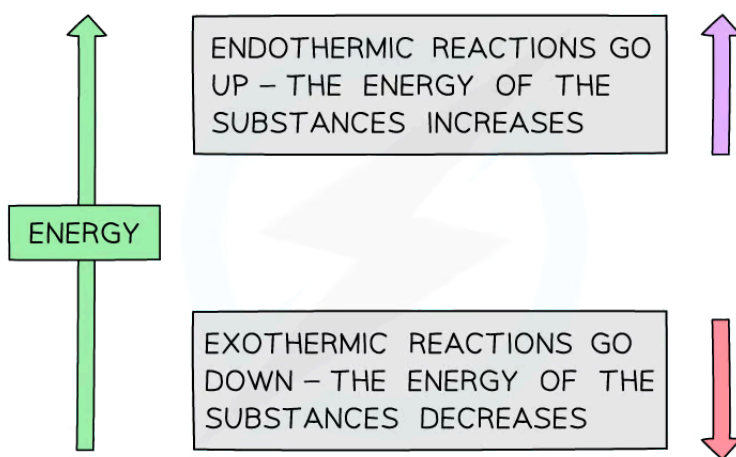


Your notes

## 15.1.2 Born-Haber Cycles

### Constructing Born-Haber Cycles

- A **Born-Haber cycle** is a specific application of **Hess's Law** for ionic compounds and enables us to calculate lattice enthalpy, which cannot be found by experiment
- The basic principle of drawing the cycle is to construct a diagram in which energy increases going up the diagram

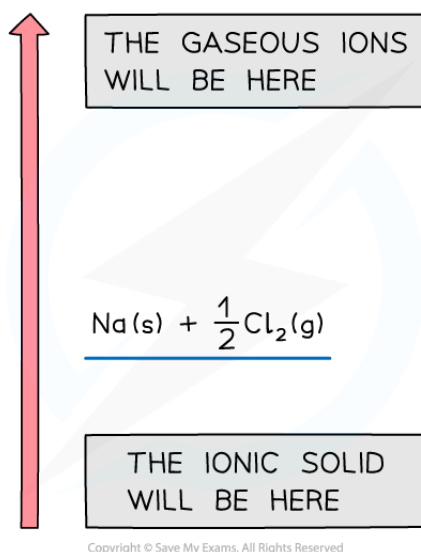


#### *The basic principle of a Born-Haber cycle*

- The cycle shows all the steps needed to turn atoms into gaseous ions and from gaseous ions into the ionic lattice
- The alternative route to the ionic lattice begins from the enthalpy of formation of the elements in their standard states

#### Drawing the cycle for sodium chloride

- A good starting point is to draw the elements with their state symbols about a third of the way up the diagram
- This is shown as the left hand side of the equation for the process indicated
- The location is marked by drawing a horizontal bar or line which represents the starting energy level



### Drawing a Born-Haber cycle step 1

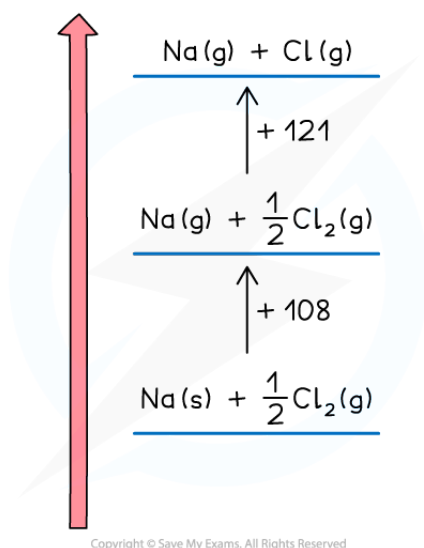

- Next, we need to create the gaseous ions
- This is a two step process of first creating the gaseous atoms and then turning them into ions
- Creating gaseous atoms is a bond breaking process, so arrows must be drawn upwards
- It doesn't matter whether you start with sodium or chlorine
- The enthalpy of atomisation of sodium is



- The enthalpy of atomisation of chlorine is



- We can show the products of the process on the horizontal lines and the energy value against a vertical arrow connecting the energy levels



### Drawing a Born-Haber cycle step 2 – creating the gaseous atoms

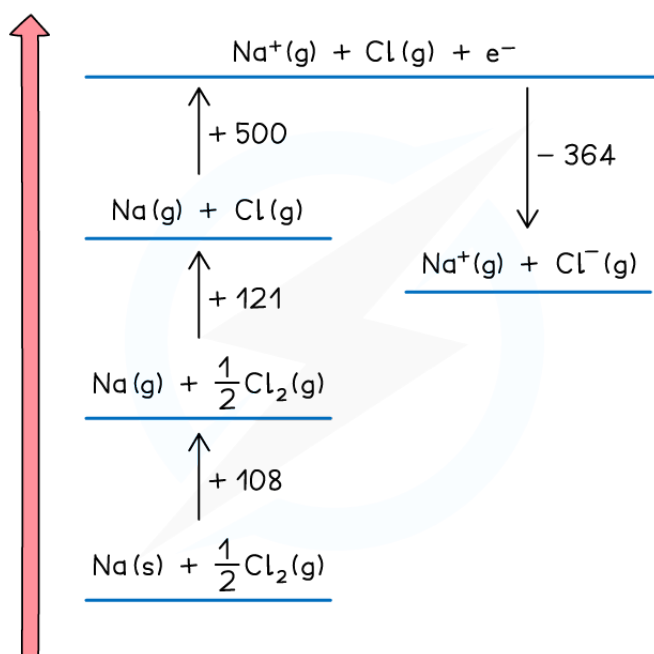
- Now that the ions are created:
- The sodium ion loses an electron, so this energy change is the first ionisation energy for sodium



- The change is endothermic so the direction continues upwards
- The chlorine atom gains an electron, so this is electron affinity

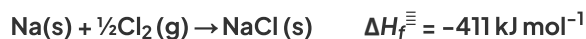


- The exothermic change means this is downwards
- The change is displaced to the right to make the diagram easier to read




### Drawing a Born-Haber cycle step 3 – creating the gaseous ions

- The two remaining parts of the cycle can now be completed
- The enthalpy of formation of sodium chloride is added at the bottom of the diagram



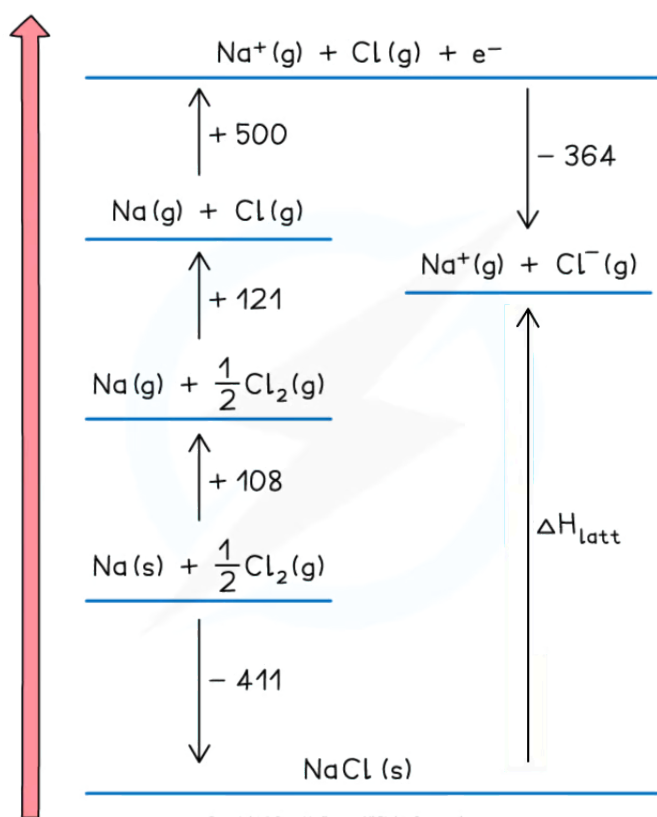
- This is an exothermic change for sodium chloride so the arrow points downwards
- Enthalpy of formation can be exothermic or endothermic, so you may need to show it above the elements (and displaced to the right) for an endothermic change
- The final change is lattice enthalpy, which is shown as the change from solid to gaseous ions. This means the arrow must point upwards. For sodium chloride, the equation is







Your notes



**Drawing a Born-Haber cycle step 4 – completing the cycle**

- The cycle is now complete
- The cycle is usually used to calculate the lattice enthalpy of an ionic solid, but can be used to find other enthalpy changes if you are given the lattice enthalpy



Your notes

### Worked example

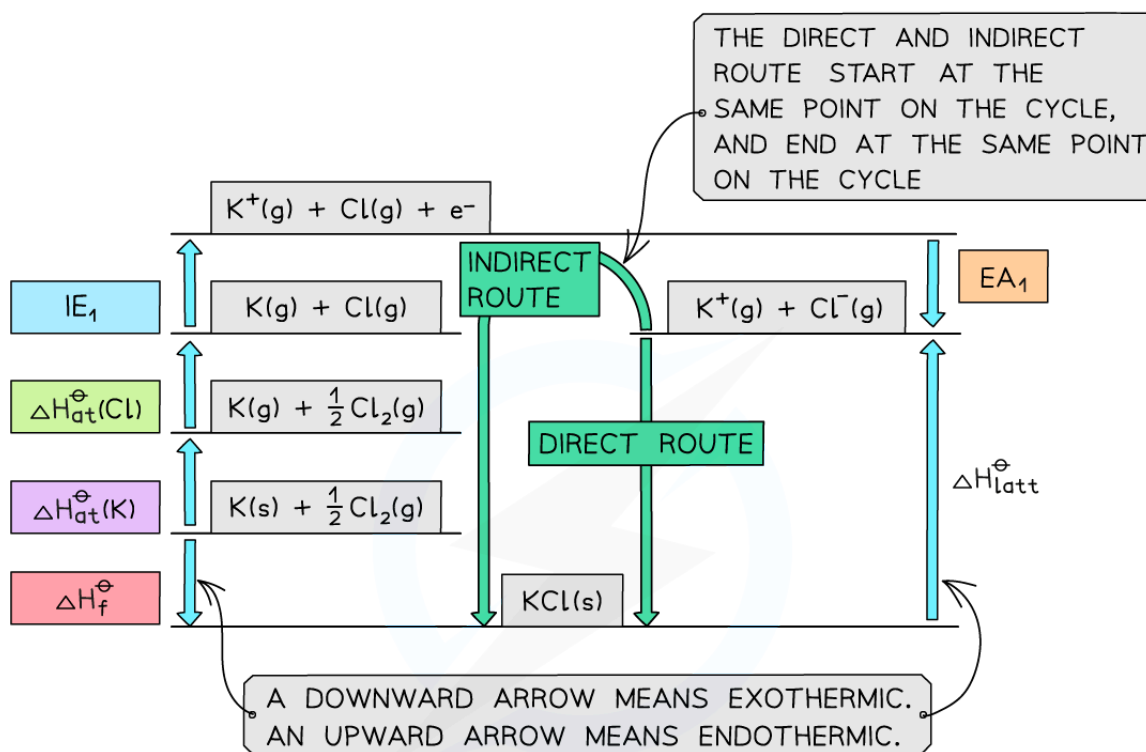
#### Constructing a Born-Haber cycle for KCl

Construct a Born-Haber Cycle which can be used to calculate the lattice energy of potassium chloride.

Step	Equation	Enthalpy Change
Convert K(s) atoms into K(g) atoms	$\text{K(s)} \longrightarrow \text{K(g)}$	$\Delta H_{\text{at}}^{\ominus}$
Convert K(g) atoms into K <sup>+</sup> (g) ions	$\text{K(g)} \longrightarrow \text{K}^{\text{+}}(\text{g}) + \text{e}^{-}$	$\text{IE}_1$
Convert Cl <sub>2</sub> (g) molecules into Cl(g) atoms	$\frac{1}{2} \text{Cl}_2(\text{g}) \longrightarrow \text{Cl}(\text{g})$	$\Delta H_{\text{at}}^{\ominus}$
Convert Cl(g) atoms into Cl <sup>-</sup> (g) ions	$\text{Cl}(\text{g}) + \text{e}^{-} \longrightarrow \text{Cl}^{-}(\text{g})$	$\text{EA}_1$
Add up all values to get $\Delta H_1^{\ominus}$		$\Delta H_1^{\ominus}$
Apply Hess's Law to find $\Delta H_{\text{latt}}^{\ominus}$		$\Delta H_{\text{latt}}^{\ominus}$

Copyright © Save My Exams. All Rights Reserved

Answer



$$\Delta H_f^\ominus = (\Delta H_{\text{at}}^\ominus(\text{K})) + (\Delta H_{\text{at}}^\ominus(\text{Cl})) + (\text{IE}_1) + (\text{EA}_1) - (\Delta H_{\text{latt}}^\ominus)$$

$$\therefore \Delta H_{\text{latt}}^\ominus = -(\Delta H_f^\ominus) + \underbrace{(\Delta H_{\text{at}}^\ominus(\text{K})) + (\Delta H_{\text{at}}^\ominus(\text{Cl})) + (\text{IE}_1) + (\text{EA}_1)}_{\Delta H_1^\ominus}$$

Copyright © Save My Exams. All Rights Reserved



Your notes

### Worked example

#### Constructing a Born-Haber cycle for MgO

Construct a Born-Haber Cycle which can be used to calculate the lattice energy of magnesium oxide.

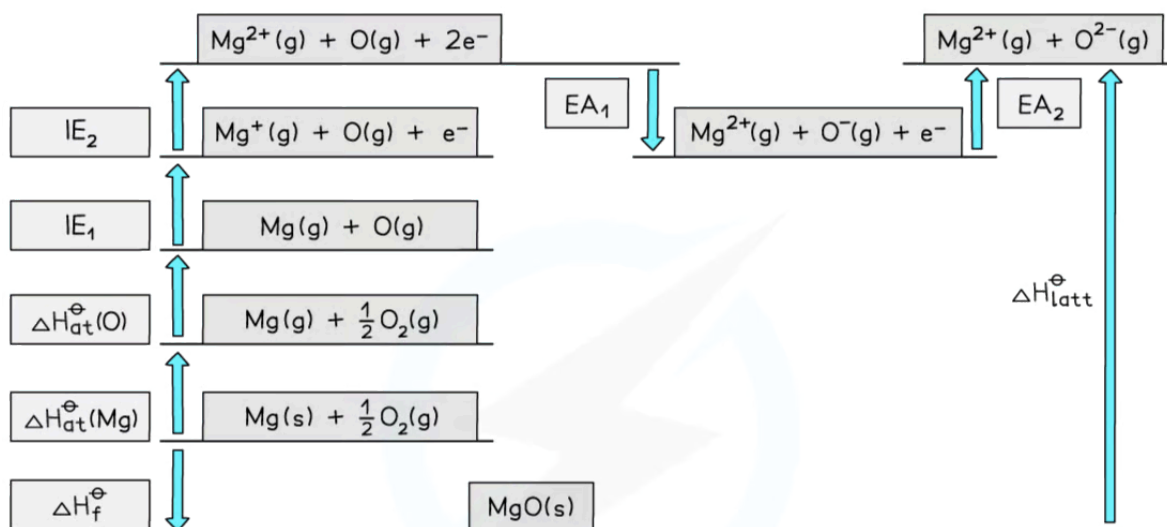
Step	Equation	Enthalpy Change
Convert Mg(s) atoms into Mg(g) atoms	$\text{Mg(s)} \longrightarrow \text{Mg(g)}$	$\Delta H_{\text{at}}^{\ominus}$
Convert Mg(g) atoms into Mg <sup>+</sup> (g) ions	$\text{Mg(g)} \longrightarrow \text{Mg}^{\text{+}}(\text{g}) + \text{e}^{-}$	IE <sub>1</sub>
Convert Mg <sup>+</sup> (g) ions into Mg <sup>2+</sup> (g) ions	$\text{Mg}^{\text{+}}(\text{g}) \longrightarrow \text{Mg}^{\text{2+}}(\text{g}) + \text{e}^{-}$	IE <sub>2</sub>
Convert O <sub>2</sub> (g) molecules into O(g) atoms	$\frac{1}{2}\text{O}_2(\text{g}) \longrightarrow \text{O}(\text{g})$	$\Delta H_{\text{at}}^{\ominus}$
Convert O(g) atoms into O <sup>-</sup> (g) ions	$\text{O}(\text{g}) + \text{e}^{-} \longrightarrow \text{O}^{-}(\text{g})$	EA <sub>1</sub>
Convert O <sup>-</sup> (g) ions into O <sup>2-</sup> (g) ions	$\text{O}^{-}(\text{g}) + \text{e}^{-} \longrightarrow \text{O}^{\text{2-}}(\text{g})$	EA <sub>2</sub>
Add up all values to get ΔH <sub>1</sub> <sup>⊖</sup>		$\Delta H_1^{\ominus}$
Apply Hess's Law to find ΔH <sub>latt</sub> <sup>⊖</sup>		$\Delta H_{\text{latt}}^{\ominus}$

Copyright © Save My Exams. All Rights Reserved

Answer



Your notes



$$\Delta H_f^\ominus = \left( \Delta H_{\text{at}}^\ominus(\text{Mg}) \right) + \left( \Delta H_{\text{at}}^\ominus(\text{O}) \right) + \left( \text{IE}_1 \right) + \left( \text{IE}_2 \right) + \left( \text{EA}_1 \right) + \left( \text{EA}_2 \right) - \left( \Delta H_{\text{latt}}^\ominus \right)$$

$$\therefore \Delta H_{\text{latt}}^\ominus = - \left( \Delta H_f^\ominus \right) + \underbrace{\left( \Delta H_{\text{at}}^\ominus(\text{Mg}) \right) + \left( \Delta H_{\text{at}}^\ominus(\text{O}) \right) + \left( \text{IE}_1 \right) + \left( \text{IE}_2 \right) + \left( \text{EA}_1 \right) + \left( \text{EA}_2 \right)}_{\Delta H_1^\ominus}$$

Copyright © Save My Exams. All Rights Reserved

### 💡 Examiner Tip

When constructing Born-Haber cycles, the direction of the changes is important, but the relative size of the steps does not matter so don't worry if the steps don't correspond to the magnitude of the energy changes. You don't need to show the energy axis in a Born-Haber cycle, but you do need to show the electron(s) in the ionisation step otherwise you might lose marks in an exam.



Your notes

## 15.1.3 Born-Haber Cycle Calculations

### Born-Haber Cycle Calculations

- Once a Born-Haber cycle has been constructed, it is possible to calculate the lattice energy ( $\Delta H_{latt}^{\ominus}$ ) by applying Hess's law and rearranging:

$$\Delta H_f^{\ominus} = \Delta H_{at}^{\ominus} + \Delta H_{at}^{\ominus} + IE + EA - \Delta H_{latt}^{\ominus}$$

- If we simplify this into three terms, this makes the equation easier to see:
  - $\Delta H_{latt}^{\ominus}$
  - $\Delta H_f^{\ominus}$
  - $\Delta H_I^{\ominus}$  (the sum of all of the various enthalpy changes necessary to convert the elements in their standard states to gaseous ions)
- The simplified equation becomes:

$$\Delta H_f^{\ominus} = \Delta H_I^{\ominus} - \Delta H_{latt}^{\ominus}$$

- So, if we rearrange to calculate the lattice energy, the equation becomes

$$\Delta H_{latt}^{\ominus} = -\Delta H_f^{\ominus} + \Delta H_I^{\ominus}$$

- When calculating the  $\Delta H_{latt}^{\ominus}$ , all other necessary values will be given in the question
- A Born-Haber cycle could be used to calculate any stage in the cycle
  - For example, you could be given the lattice energy and asked to calculate the enthalpy change of formation of the ionic compound
  - The principle would be exactly the same
  - Work out the **direct** and **indirect route** of the cycle (the stage that you are being asked to calculate will always be the direct route)
  - Write out the equation in terms of enthalpy changes and rearrange if necessary to calculate the required value
- Remember:** sometimes a value may need to be doubled or halved, depending on the ionic solid involved
  - For example, with  $\text{MgCl}_2$  the value for the first electron affinity of chlorine would need to be doubled in the calculation, because there are two moles of chlorine atoms
  - Therefore, you are adding **2 moles** of electrons to **2 moles** of chlorine atoms, to form **2 moles** of chloride ions, i.e.  $2\text{Cl}^-$



Your notes

 **Worked example**

**Calculating the lattice energy of KCl**

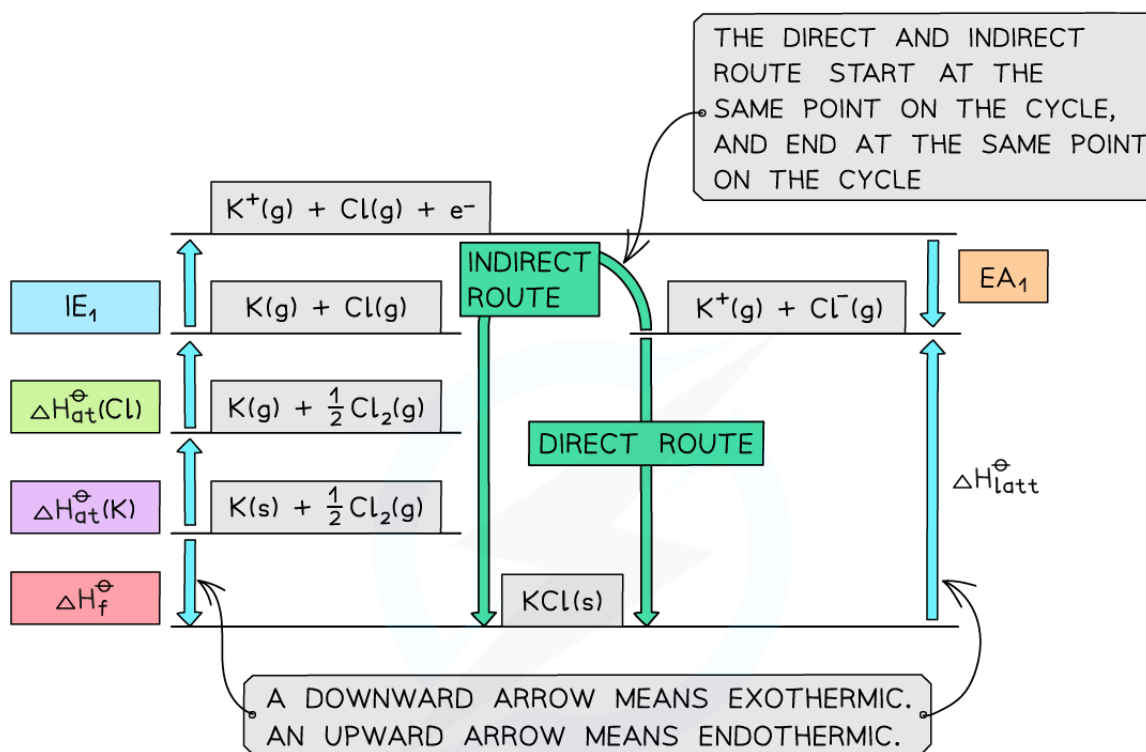
Given the data below, calculate the  $\Delta H_{latt}^{\ominus}$  of potassium chloride (KCl)

	$\Delta H_{at}^{\ominus}$ (kJ mol <sup>-1</sup> )	IE/EA (kJ mol <sup>-1</sup> )
K	+90	+418
Cl	+122	-349
$\Delta H_f^{\ominus}$ (kJ mol <sup>-1</sup> )		
KCl	-437	

Copyright © Save My Exams. All Rights Reserved

**Answer**

**Step 1:** Construct the Born-Haber cycle



$$\Delta H_f^\ominus = (\Delta H_{at}^\ominus(K)) + (\Delta H_{at}^\ominus(Cl)) + (IE_1) + (EA_1) - (\Delta H_{latt}^\ominus)$$

$$\therefore \Delta H_{latt}^\ominus = -(\Delta H_f^\ominus) + (\Delta H_{at}^\ominus(K)) + (\Delta H_{at}^\ominus(Cl)) + (IE_1) + (EA_1)$$

$\Delta H_1^\ominus$

Copyright © Save My Exams. All Rights Reserved

**Step 2:** Applying Hess' law, the lattice energy of KCl is:

$$\Delta H_{latt}^\ominus = -\Delta H_f^\ominus + \Delta H_1^\ominus$$

$$\Delta H_{latt}^\ominus = -\Delta H_f^\ominus + [(\Delta H_{at}^\ominus(K)) + (\Delta H_{at}^\ominus(Cl)) + (IE_1(K)) + (EA_1(Cl))]$$

**Step 3:** Substitute in the numbers:

$$\Delta H_{latt}^\ominus = -(-437) + [(+90) + (+122) + (+418) + (-349)] = 718 \text{ kJ mol}^{-1}$$





Your notes

### Worked example

#### Calculating the lattice energy of MgO

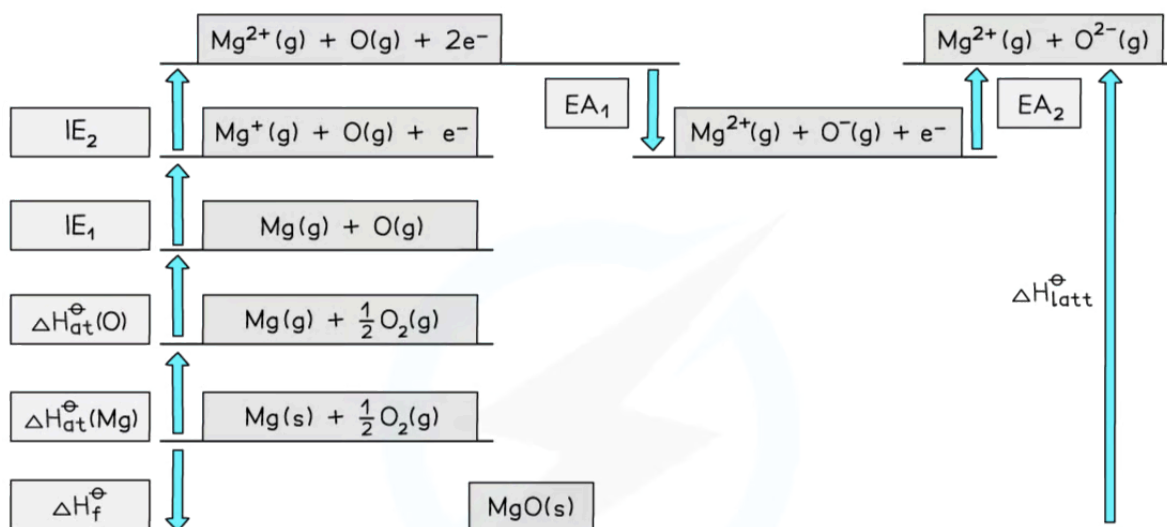
Given the data below, calculate the  $\Delta H_{latt}^{\ominus}$  of magnesium oxide (MgO)

	$\Delta H_{at}^{\ominus}$ (kJ mol <sup>-1</sup> )	IE <sub>1</sub> /EA <sub>1</sub> (kJ mol <sup>-1</sup> )	IE <sub>2</sub> /EA <sub>2</sub> (kJ mol <sup>-1</sup> )
Mg	+148	+736	+1450
O	+248	-142	+770
$\Delta H_f^{\ominus}$ (kJ mol <sup>-1</sup> )			
MgO	-602		

Copyright © Save My Exams. All Rights Reserved

#### Answer

**Step 1:** Construct the Born-Haber cycle



$$\Delta H_f^\ominus = \left( \Delta H_{\text{at}}^\ominus(\text{Mg}) \right) + \left( \Delta H_{\text{at}}^\ominus(\text{O}) \right) + \left( \text{IE}_1 \right) + \left( \text{IE}_2 \right) + \left( \text{EA}_1 \right) + \left( \text{EA}_2 \right) - \left( \Delta H_{\text{latt}}^\ominus \right)$$

$$\therefore \Delta H_{\text{latt}}^\ominus = - \left( \Delta H_f^\ominus \right) + \underbrace{\left( \Delta H_{\text{at}}^\ominus(\text{Mg}) \right) + \left( \Delta H_{\text{at}}^\ominus(\text{O}) \right) + \left( \text{IE}_1 \right) + \left( \text{IE}_2 \right) + \left( \text{EA}_1 \right) + \left( \text{EA}_2 \right)}_{\Delta H_1^\ominus}$$

Copyright © Save My Exams. All Rights Reserved

**Step 2:** Applying Hess' law, the lattice energy of MgO is:

$$\Delta H_{\text{latt}}^\ominus = -\Delta H_f^\ominus + \Delta H_1^\ominus$$

$$\Delta H_{\text{latt}}^\ominus = -\Delta H_f^\ominus + [(\Delta H_{\text{at}}^\ominus \text{ Mg}) + (\Delta H_{\text{at}}^\ominus \text{ O}) + (\text{IE}_1 \text{ Mg}) + (\text{IE}_2 \text{ Mg}) + (\text{EA}_1 \text{ O}) + (\text{EA}_2 \text{ O})]$$

**Step 3:** Substitute in the numbers:

$$\begin{aligned} \Delta H_{\text{latt}}^\ominus &= -(-602) + [(+148) + (+248) + (+736) + (+1450) + (-142) + (+770)] \\ &= 3812 \text{ kJ mol}^{-1} \end{aligned}$$



Your notes

## Size & Charge of Ions & Lattice Enthalpy

### Factors affecting lattice enthalpy

- The two key factors which affect lattice energy,  $\Delta H_{lat}^{\ominus}$ , are the **ionic charge** and **ionic radii** of the ions that make up the **crystalline lattice**

### Ionic Radius

- The radius of the anion increases as you move down a group
- As the distance between the bonded ions increases, the strength of the electrostatic attraction decreases
- This is reflected by a decrease in the lattice enthalpy
- The lattice enthalpy becomes **less positive** or **less endothermic** as the ionic radius of the ions increases
- This is because the charge on the ions is more spread out over the ion when the ions are larger
- The ions are also further apart from each other in the lattice
  - The attraction between ions is between the centres of the ions involved, so the bigger the ions the bigger the distance between the centre of the ions
- Therefore, the **electrostatic forces of attraction** between the oppositely charged ions in the lattice are weaker
- For example, down group 17, the ionic radii increases which directly influences the lattice enthalpy

#### Lattice enthalpies of sodium halides

Sodium Halide	Theoretical value $\Delta H_{lat}^{\ominus}$ (kJ mol <sup>-1</sup> )
NaF	930
NaCl	790
NaBr	754
NaI	705

Copyright © Save My Exams. All Rights Reserved

### Ionic Charge

- Increasing the ionic charge will result in an increased attraction between oppositely charged ions
- This will increase the energy required to break the lattice apart, and therefore increase the lattice enthalpy (becomes **more positive** or **more endothermic**)
- The greater the ionic charge, the higher the charge density
- This results in **stronger electrostatic attraction** between the oppositely charged ions in the lattice
- As a result, the lattice enthalpy is more endothermic

- For example, the lattice energy of calcium oxide (CaO) is more endothermic than the lattice energy of potassium chloride (KCl)



Your notes

**Lattice enthalpies with varying ionic charges and radii**

Compound	Theoretical value $\Delta H_{\text{lat}}^{\ominus}$ (kJ mol <sup>-1</sup> )	Variation
KI	650	Increase in ionic radius
NaCl	790	–
CaO	3401	Increase in ionic charge

Copyright © Save My Exams. All Rights Reserved

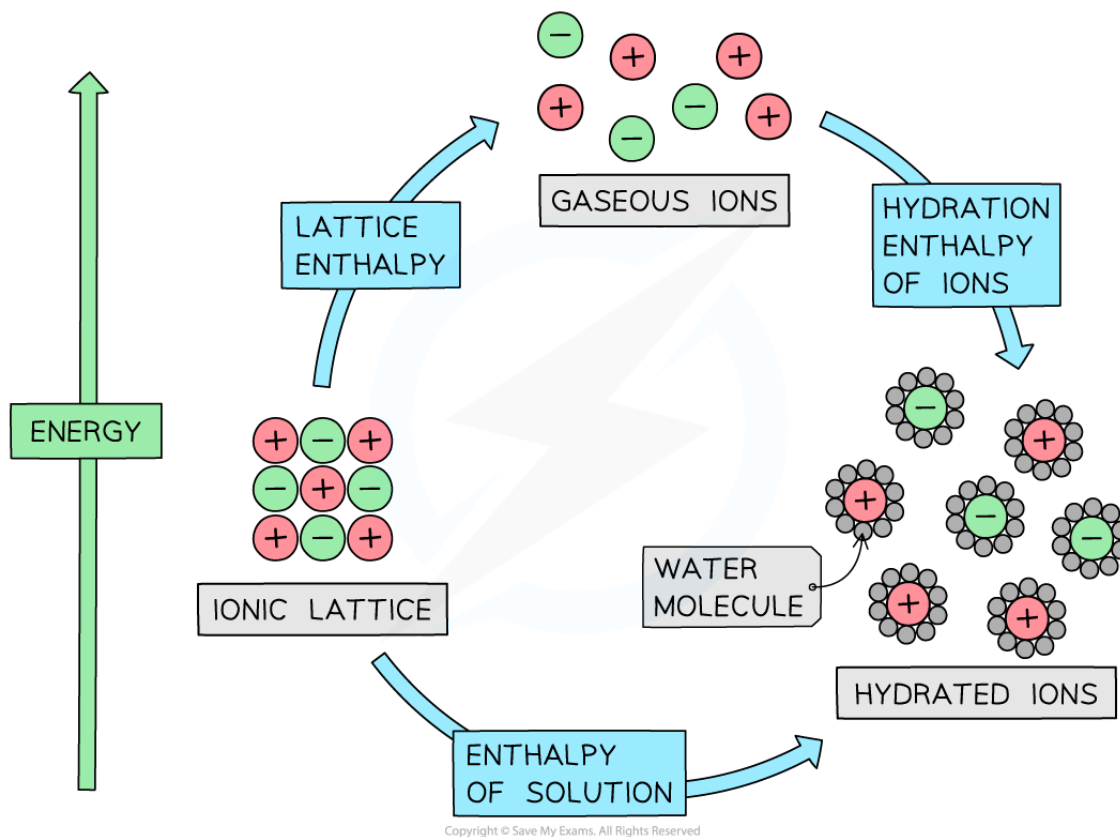


Your notes

## 15.1.4 Dissolution Energy Cycles

### Dissolution Energy Cycles

How are enthalpy of solution and hydration enthalpies related?



**The relationship between lattice enthalpy, hydration enthalpies and enthalpy of solution**

- From the diagram we can see that the relationship is

$$\text{Enthalpy of solution} = \text{lattice enthalpy} + \text{hydration enthalpy}$$

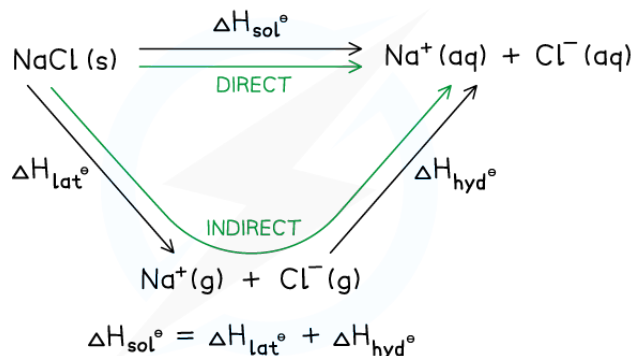
- The hydration enthalpy is the **sum** of the hydration enthalpies of each ion
- If there is more than one cation or anion, such as in  $\text{MgCl}_2$ , then you must multiply by the appropriate coefficient for that ion



Your notes

## Calculations from Dissolution Cycles

- In order to calculate either  $\Delta H_{\text{sol}}^{\ominus}$ ,  $\Delta H_{\text{latt}}^{\ominus}$  or  $\Delta H_{\text{hyd}}^{\ominus}$  from given data we must apply **Hess's Law**



Copyright © Save My Exams. All Rights Reserved

### Energy cycle showing the application of Hess's Law to sodium chloride

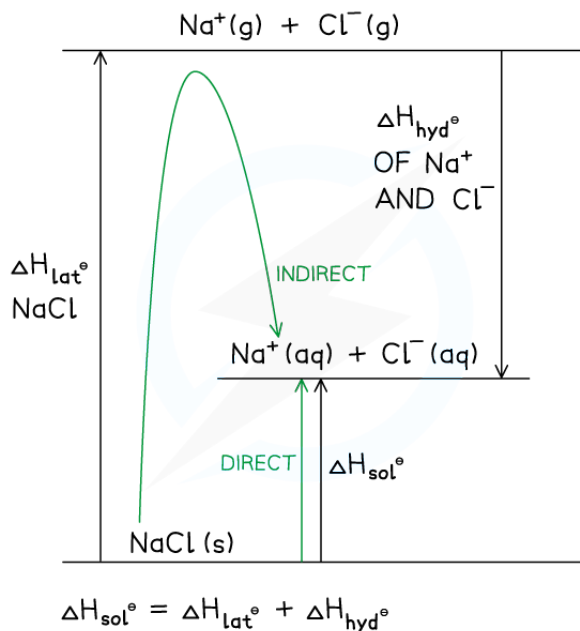
- The energy cycle shows that there are two routes to go from the gaseous ions to the ions in an aqueous solution:
  - Route 1:** going from ionic solid  $\rightarrow$  ions in the gaseous phase  $\rightarrow$  ions in aqueous solution (this is the **indirect route**)
  - Route 2:** going from ionic solid  $\rightarrow$  ions in aqueous solution (this is the **direct route**)
- According to Hess's law, the enthalpy change for both routes is the same, such that:

$$\Delta H_{\text{sol}}^{\ominus} = \Delta H_{\text{latt}}^{\ominus} + \Delta H_{\text{hyd}}^{\ominus}$$

- Each ion will have its own enthalpy change of hydration,  $\Delta H_{\text{hyd}}^{\ominus}$ , which will need to be taken into account during calculations
  - The hydration enthalpy is the **sum** of the hydration enthalpies of each ion
  - The total  $\Delta H_{\text{hyd}}^{\ominus}$  is found by adding the  $\Delta H_{\text{hyd}}^{\ominus}$  values of both anions and cations together
  - If there is more than one cation or anion, such as in  $\text{MgCl}_2$ , then you must multiply by the appropriate coefficient for that ion
- This can also be represented as a **Born-Haber** cycle with the same direct and indirect route



Your notes



*Born-Haber cycle for sodium chloride*

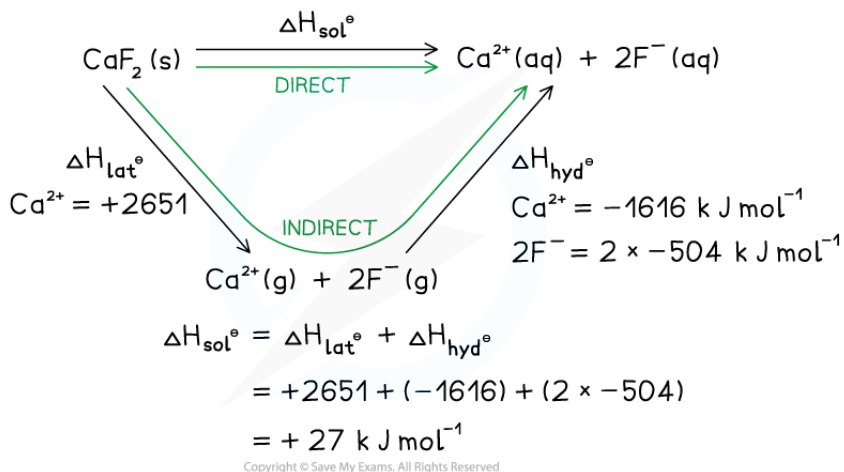

 **Worked example**

Calculate the enthalpy change of solution  $\Delta H_{\text{sol}}^{\ominus}$  of calcium fluoride,  $\text{CaF}_2$  using the following data:

- $\Delta H_{\text{latt}}^{\ominus} \text{CaF}_2 = +2651 \text{ kJ mol}^{-1}$
- $\Delta H_{\text{hyd}}^{\ominus} \text{Ca}^{2+} = -1616 \text{ kJ mol}^{-1}$
- $\Delta H_{\text{hyd}}^{\ominus} \text{F}^{-} = -504 \text{ kJ mol}^{-1}$

**Answer:**

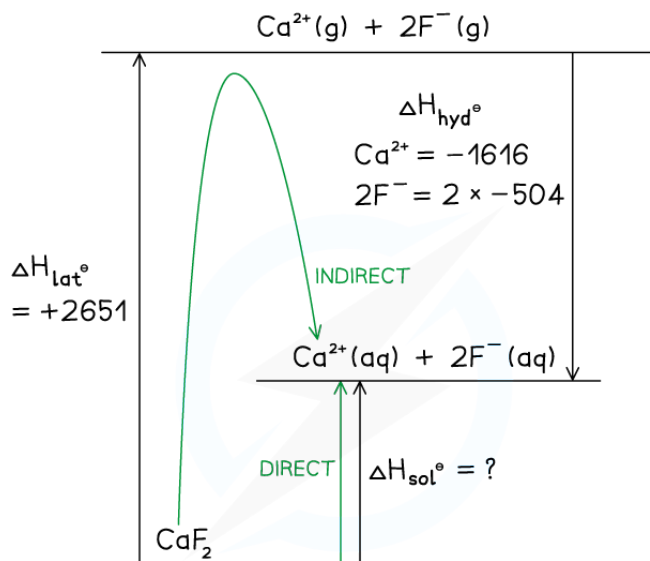
**Option 1 – Drawn as a Hess's Law cycle:**



### CaF<sub>2</sub> Hess's Law Cycle

It is possible to complete this question by drawing a Born-Haber cycle, but examiners see mistakes more often on hydration and solution enthalpy questions when they are completed using a Born-Haber cycle.

**Option 2 – Drawn as a Born-Haber cycle:**



$$\Delta H_{\text{sol}}^\circ = \Delta H_{\text{lat}}^\circ + \Delta H_{\text{hyd}}^\circ$$

$$= +2651 + (-1616) + (2 \times -504)$$

$$= +27 \text{ k J mol}^{-1}$$

Copyright © Save My Exams. All Rights Reserved

### CaF<sub>2</sub> B-H cycle





Your notes

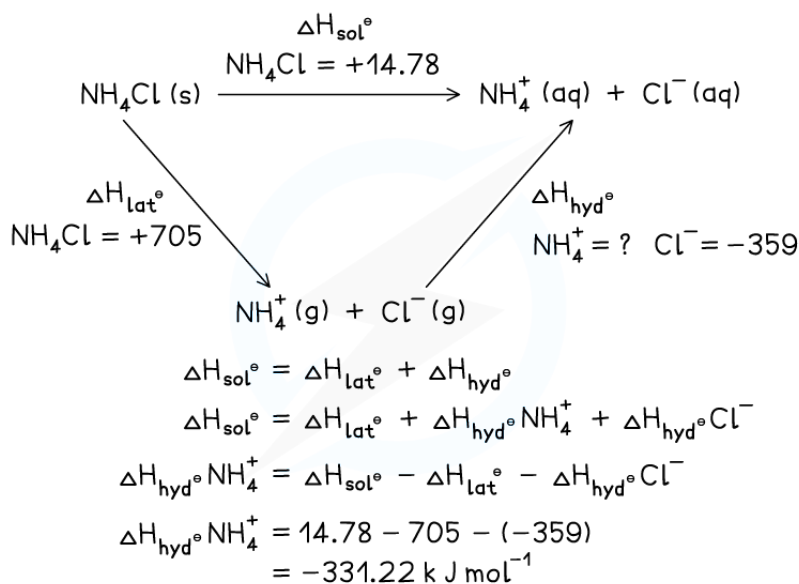
### Worked example

Calculate the value of the enthalpy of hydration,  $\Delta H_{\text{hyd}}^{\ominus}$ , for the  $\text{NH}_4^+$  ion using the following data:

- $\Delta H_{\text{latt}}^{\ominus} \text{NH}_4\text{Cl} = +705 \text{ kJ mol}^{-1}$
- $\Delta H_{\text{sol}}^{\ominus} \text{NH}_4\text{Cl} = +14.78 \text{ kJ mol}^{-1}$
- $\Delta H_{\text{hyd}}^{\ominus} \text{Cl}^- = -359 \text{ kJ mol}^{-1}$

Answer:

Drawn as a Hess's Law cycle:



Copyright © Save My Exams. All Rights Reserved

### Examiner Tip

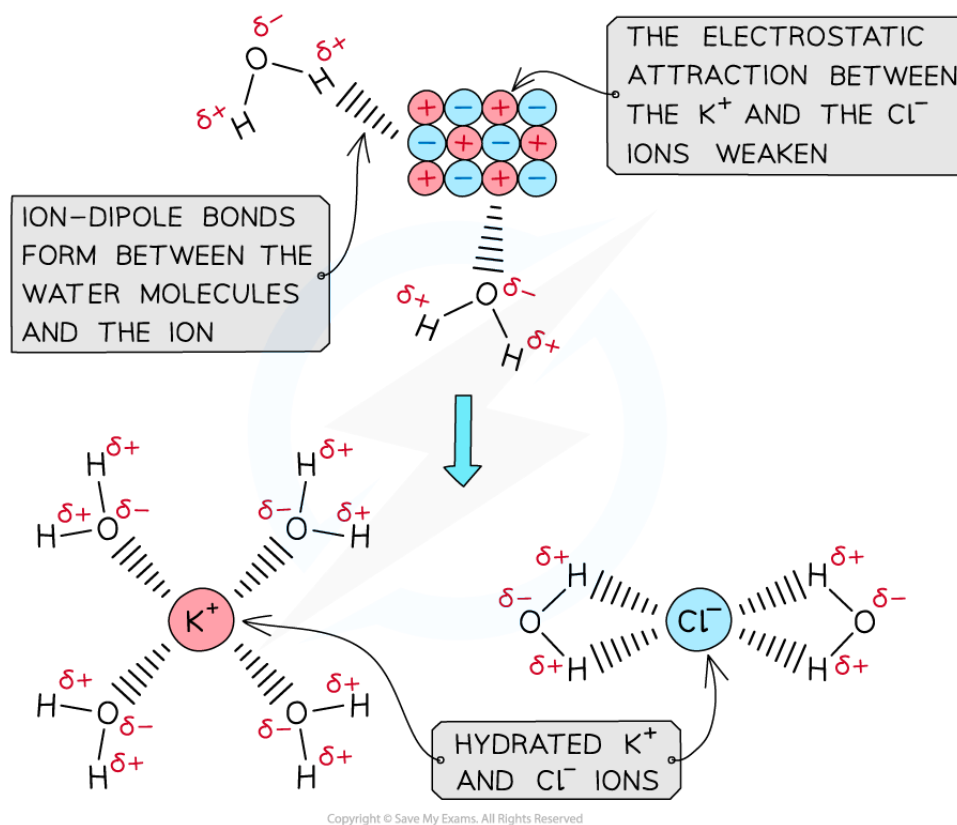
Exam problems in this topic often show diagrams with missing labels which you have to complete and find unknown values. The key to success in energy cycle calculations is not to panic, but have a careful step-by-step approach, show your workings and use brackets to separate mathematical operations from the enthalpy changes.



Your notes

## Size & Charge of Ions & Hydration Enthalpy

- Hydration enthalpies are always **negative** values (exothermic)
- When an ionic solid dissolves in water, positive and negative ions are formed
- Water is a **polar** molecule with a  $\delta^-$  oxygen (O) atom and  $\delta^+$  hydrogen (H) atoms which will form **ion-dipole attractions** with the ions present in the solution
- The oxygen atom in water will be attracted to the positive ions and the hydrogen atoms will be attracted to the negative ions



**The polar water molecules will form ion-dipole bonds with the ions in solution causing the ions to become hydrated**

- The size of the hydration enthalpy is governed by the amount of attraction between the ions and the water molecules
- The smaller the ion, the stronger the attraction between the ions and the water molecules
  - As you go down a group, the ionic radius increases so attraction decreases and the hydration enthalpy will become less exothermic
  - Overall, a smaller ion gives a more exothermic hydration enthalpy
- The more highly charged the ion; the stronger the attraction

- The hydration enthalpies of 2+ ions in group 2 are much more exothermic than those of 1+ ions in group 1 as the attraction between the 2+ ions and the water molecules is stronger
- Overall, a greater charge on the ion gives a more exothermic hydration enthalpy



Your notes

**Hydration enthalpies of group 1 and group 2 ions**

Ion	$\Delta H_{\text{hyd}}^{\ominus}$ (kJ mol <sup>-1</sup> )	Ion	$\Delta H_{\text{hyd}}^{\ominus}$ (kJ mol <sup>-1</sup> )
Li <sup>+</sup>	-538	Be <sup>2+</sup>	-2524
Na <sup>+</sup>	-424	Mg <sup>2+</sup>	-1963
K <sup>+</sup>	-340	Ca <sup>2+</sup>	-1616
Rb <sup>+</sup>	-315	Sr <sup>2+</sup>	-1483
Cs <sup>+</sup>	-291	Ba <sup>2+</sup>	-1346

Copyright © Save My Exams. All Rights Reserved

## 15.1.5 Energy Changes in Aqueous Solutions

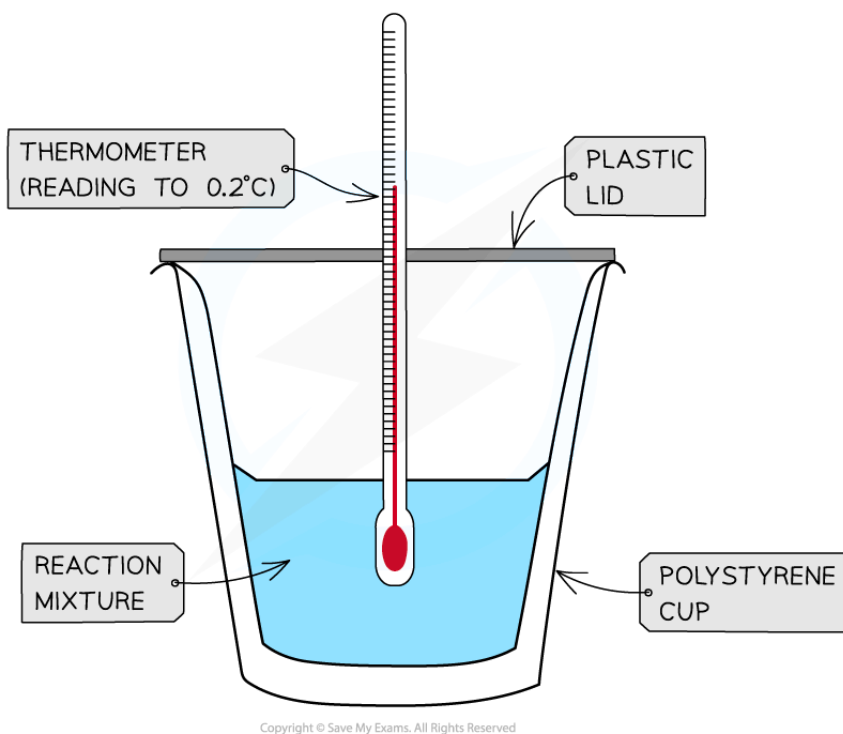


Your notes

### Measuring Energy Changes in the Lab

#### Enthalpies of Solution

- Calorimetry can be used to find the energy change in chemical reactions.
- This is much easier to carry out in aqueous solutions
- We can take different ionic compounds in the solid phase and dissolve them in water to determine lattice enthalpy
- We must know:
  - The mass of water used
  - The mass of solid used, so recording the mass of the weighing vessel should be taken before and after
- The temperature of the water should be recorded for a minimum period of 2 minutes before the solid is added
- Once the solid is added then the temperature can be recorded every 30 seconds for 10 minutes
  - If the reaction is exothermic, the temperature will increase
  - If the reaction is endothermic, the temperature will decrease
- The highest or lowest temperature recorded will be used to measure the difference in temperature
  - For example, if the initial temperature of the water is  $22.4^{\circ}\text{C}$  and the lowest temperature recorded was  $12.6^{\circ}\text{C}$  the temperature change would be  $9.8^{\circ}\text{C}$



- The energy needed to increase the temperature of 1 g of a substance by 1 °C is called the **specific heat capacity (c)** of the liquid
- The specific heat capacity of water is given in the data booklet as 4.18 J g<sup>-1</sup> K<sup>-1</sup>
- The energy transferred as heat can be calculated by:

$$Q = m \times c \times \Delta T$$

Q = ENERGY CHANGE (J)

m = MASS OF SOLUTION (g)

c = SPECIFIC HEAT CAPACITY OF WATER

ΔT = TEMPERATURE CHANGE (EITHER °C OR K)

Copyright © Save My Exams. All Rights Reserved

**Equation for calculating energy transferred in a calorimeter**

- Once we know Q from the above equation, we can calculate the enthalpy change for the reaction
- Enthalpy of solution can be calculated by working out the energy change per mole of compound
- Remember, in the equation temperature change is required, i.e. the difference between the first reading and the highest / lowest reading
  - Therefore, the units for temperature do not matter as the change will still be the same in °C or K

**Experiment 1: Addition of Ammonium Chloride and Sodium Iodide**



Your notes

	NH <sub>4</sub> Cl	NaI
Temperature Change / °C	-13.8	-2.0
Heat Change / J	-5768	-836
Mass of Solid / g	20.05	19.94
Molar Mass / g mol <sup>-1</sup>	53.50	149.89
Amount of Solid / mol	0.3832	0.133
Enthalpy of Solution / kJ mol <sup>-1</sup>	+15.05	+6.28

Copyright © Save My Exams. All Rights Reserved

### Sample data for the reaction of ammonium chloride, NH<sub>4</sub>Cl, and sodium iodide, NaI, with water

To calculate an experimental value for enthalpy change of the reaction,  $\Delta H$ , we can follow the same basic steps:

- Step 1: Compile the relevant important information:
  - Mass of water used in experiment = 100 g
  - Temperature change = 13.8 °C (endothermic reaction)
  - Mass of NH<sub>4</sub>Cl = 20.05 g
  - Molar mass of NH<sub>4</sub>Cl = 53.50 g mol<sup>-1</sup>
- Step 2: Calculate the energy change for the reaction:
  - $Q = mc\Delta T$ 
    - $Q = 100 \times 4.18 \times 13.8$
    - $Q = 5768 \text{ J}$
- Step 3: Calculate the number of moles of NH<sub>4</sub>Cl
  - Moles = mass / molar mass
    - Moles of NH<sub>4</sub>Cl = 20.05 / 53.50
    - Moles of NH<sub>4</sub>Cl = 0.3747 moles
- Step 4: Calculate the energy change per mole of compound:
  - $\Delta H = Q / \text{moles}$ 
    - $\Delta H = 5768 / 0.3747$
    - $\Delta H = 15390.9226 \text{ J mol}^{-1}$
- Therefore, in kJ mol<sup>-1</sup>, the enthalpy change,  $\Delta H$ , is **+15.39 kJ mol<sup>-1</sup>**
- The data book value for the enthalpy of solution,  $\Delta H_{\text{sol}}$  of NH<sub>4</sub>Cl is **+14.78 kJ mol<sup>-1</sup>**

- The same calculations can be done for sodium iodide

### Errors in this method

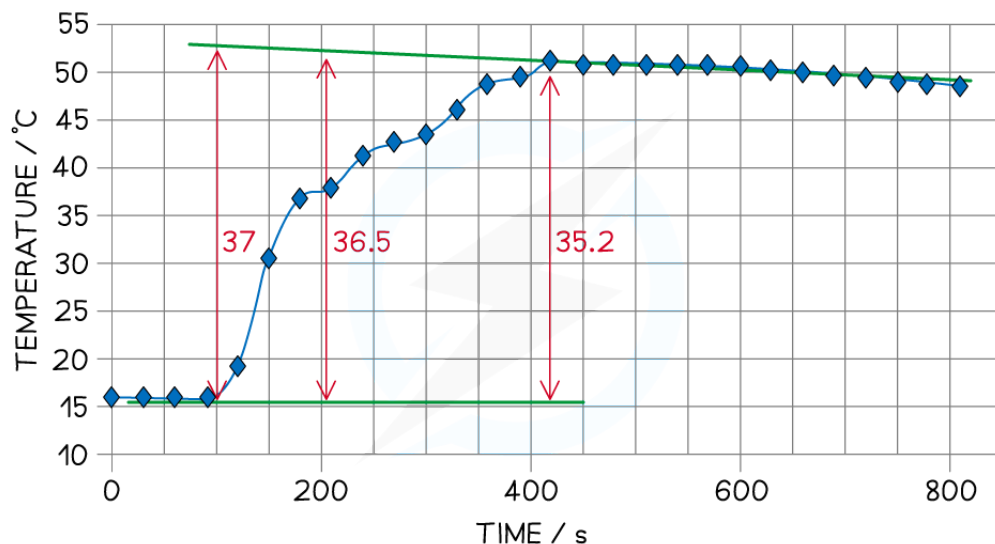
- Errors in the method will lead to a difference in the data book value and the experimental value
- For this method, some of these errors are:
  - Energy transfer to the surroundings (usually loss)
    - This is the largest and most obvious error
  - Approximation in specific heat capacity of water
    - This method assumes all solutions have the heat capacity of water
  - Neglecting the specific heat capacity of the calorimeter
    - The method ignores that the apparatus will absorb energy
  - An incomplete or slow reaction
  - Density of the solution is taken to be the same as water
- A data logger could be used in this method to record the temperature for this method which would considerably reduce the source of uncertainty
- Some solids also will absorb moisture from the atmosphere
  - This partly hydrates the solid and also effects the molar mass of the compound
- Data book values will refer to 'infinite dilution' whereas the solutions produced in this method are quite concentrated

### Experiment 2: Addition of Zinc Powder to Copper(II) Sulfate

- The same calorimetry method can be used to record the temperature changes and therefore the  $\Delta H$  for the reaction
- A known mass of zinc, Zn, is added to 50 cm<sup>3</sup> of 1.00 mol dm<sup>-3</sup> copper(II) sulfate solution, CuSO<sub>4</sub> (aq), and the temperature is recorded every 30 seconds for at least 10 minutes
- A graph can be drawn from the data which shows a maximum recorded temperature of  $\Delta T = 35.2\text{ }^{\circ}\text{C}$



Your notes



### Temperature change for the reaction of zinc with copper(II) sulfate

- However, we need to extrapolate the graph to when the zinc was added which gives  $\Delta T$  as roughly  $37^\circ\text{C}$
- Important information
  - Volume of  $1.00\text{ mol dm}^{-3}\text{ CuSO}_4$  used in experiment =  $50\text{ cm}^3$
  - Temperature change =  $37^\circ\text{C}$  (exothermic reaction)
  - Mass of weighing bottle and Zn =  $6.087\text{ g}$
  - Mass of weighing bottle after emptying =  $1.064\text{ g}$
  - Molar mass of Zn =  $65.38\text{ g mol}^{-1}$
- For this experiment, it is slightly different as there must be a limiting reagent
- In order to identify this, we must calculate the number of moles of Zn and  $\text{CuSO}_4$ 
  - Moles = mass / molar mass
    - Moles of Zn =  $5.023 / 65.38$
    - Moles of Zn =  **$0.0768\text{ moles}$**
  - Moles = concentration x volume ( $\text{dm}^3$ )
    - Moles of  $\text{CuSO}_4$  =  $1.00 \times 0.050$
    - Moles of  $\text{CuSO}_4$  =  **$0.050\text{ moles}$**
- Therefore, the  $\text{CuSO}_4$  is the limiting reagent and should be used to calculate  $\Delta H$  for the reaction
- Calculate the energy change, Q:
  - $Q = mc\Delta T$ 
    - $Q = 50 \times 4.18 \times 37$
    - $Q = \mathbf{7733\text{ J}}$
- Calculate  $\Delta H$ :
  - $\Delta H = -Q / \text{moles of CuSO}_4$ , using  $-Q$  as it is an exothermic reaction
    - $\Delta H = -7733 / 0.050$



- $\Delta H = -154660 \text{ J mol}^{-1}$
- $\Delta H = -154.6 \text{ kJ mol}^{-1}$



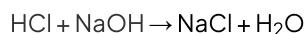
Your notes

### Worked example

Calculate the energy change per mole for a reaction where  $25 \text{ cm}^3$  of  $2.00 \text{ mol dm}^{-3}$  hydrochloric acid was neutralised by  $25 \text{ cm}^3$  of  $2.00 \text{ mol dm}^{-3}$  sodium hydroxide. The temperature increased by  $13.5 \text{ }^\circ\text{C}$ .

**Answer:**

**Step 1:** Write an equation for the reaction occurring



**Step 2:** Calculate the energy change for the amount of reactants in the reaction vessel (remember that the mass equals the mass of acid and alkali)

- $Q = mc\Delta T$ 
  - $Q = 50 \times 4.18 \times 13.5$
  - $Q = 2821.5 \text{ J}$

**Step 3:** Calculate the number of moles of HCl (remember that neutralisation has occurred)

- Moles of HCl = concentration  $\times$  volume ( $\text{dm}^3$ )
  - moles of HCl =  $2 \times 0.025$
  - moles of HCl =  $0.05 \text{ moles}$

**Step 4:** Calculate  $\Delta H$ , using  $-Q$  as it is an exothermic reaction

- $\Delta H = -Q / \text{moles of HCl}$ 
  - $\Delta H = -2821.5 / 0.05$
  - $\Delta H = -56430 \text{ J mol}^{-1}$
  - $\Delta H = -56.4 \text{ kJ mol}^{-1}$