

# DP IB Maths: AI HL



Your notes

## 4.4 Probability

### Contents

- \* 4.4.1 Probability & Types of Events
- \* 4.4.2 Conditional Probability
- \* 4.4.3 Sample Space Diagrams



Your notes

## 4.4.1 Probability & Types of Events

### Probability Basics

#### What key words and terminology are used with probability?

- An **experiment** is a repeatable activity that has a result that can be observed or recorded
  - **Trials** are what we call the repeats of the experiment
- An **outcome** is a possible result of a trial
- An **event** is an outcome or a collection of outcomes
  - Events are usually denoted with capital letters:  $A$ ,  $B$ , etc
  - $n(A)$  is the number of outcomes that are included in event  $A$
  - An event can have one or more than one outcome
- A **sample space** is the set of all possible outcomes of an experiment
  - This is denoted by  $U$
  - $n(U)$  is the total number of outcomes
  - It can be represented as a **list** or a **table**

#### How do I calculate basic probabilities?

- If all outcomes are **equally likely** then probability for each outcome is the same
  - Probability for each outcome is  $\frac{1}{n(U)}$
- **Theoretical probability** of an event can be calculated without using an experiment by dividing the number of outcomes of that event by the total number of outcomes

$$P(A) = \frac{n(A)}{n(U)}$$

- This is given in the **formula booklet**
  - Identifying all possible outcomes either as a list or a table can help
- **Experimental probability** (also known as **relative frequency**) of an outcome can be calculated using results from an experiment by dividing its frequency by the number of trials

- **Relative frequency** of an outcome is  $\frac{\text{Frequency of that outcome from the trials}}{\text{Total number of trials } (n)}$

#### How do I calculate the expected number of occurrences of an outcome?

- **Theoretical probability** can be used to calculate the **expected number of occurrences** of an outcome from  $n$  trials
- If the probability of an outcome is  $p$  and there are  $n$  trials then:
  - The expected number of occurrences is  **$np$**
  - This **does not mean** that there will **exactly  $np$  occurrences**

- If the experiment is repeated multiple times then we expect the number of occurrences to average out to be  $np$



Your notes

### What is the complement of an event?

- The probabilities of all the outcomes **add up to 1**
- Complementary events are when there are **two events** and **exactly one** of them will occur
  - One event has to occur but both events can not occur at the same time
- The **complement of event A** is the event where event **A does not happen**
  - This can be thought of as **not A**
  - This is denoted  $A'$

$$P(A) + P(A') = 1$$

- This is in the **formula booklet**
- It is commonly written as  $P(A') = 1 - P(A)$

### What are different types of combined events?

- The **intersection** of two events ( $A$  and  $B$ ) is the event where **both A and B** occur
  - This can be thought of as **A and B**
  - This is denoted as  $A \cap B$
- The **union** of two events ( $A$  and  $B$ ) is the event where **A or B or both occur**
  - This can be thought of as **A or B**
  - This is denoted  $A \cup B$
- The event where  $A$  occurs given that event  $B$  has occurred is called **conditional probability**
  - This can be thought as **A given B**
  - This is denoted  $A|B$

### How do I find the probability of combined events?

- The probability of  $A$  or  $B$  (or both) occurring can be found using the formula

$$P(A \cup B) = P(A) + P(B) - P(A \cap B)$$

- This is given in the **formula booklet**
- You subtract the probability of  $A$  and  $B$  both occurring because it has been included twice (once in  $P(A)$  and once in  $P(B)$ )
- The probability of  $A$  and  $B$  occurring can be found using the formula

$$P(A \cap B) = P(A)P(B|A)$$

- A rearranged version is given in the **formula booklet**
- Basically you multiply the probability of  $A$  by the probability of  $B$  then happening

 **Examiner Tip**

- In an exam drawing a Venn diagram or tree diagram can help even if the question does not ask you to



Your notes



Your notes

### Worked example

Dave has two fair spinners, A and B. Spinner A has three sides numbered 1, 4, 9 and spinner B has four sides numbered 2, 3, 5, 7. Dave spins both spinners and forms a two-digit number by using the spinner A for the first digit and spinner B for the second digit.

$T$  is the event that the two-digit number is a multiple of 3.

- a) List all the possible two-digit numbers.

A two-way table would be a systematic way to list all the outcomes

	2	3	5	7
1	12	13	15	17
4	42	43	45	47
9	92	93	95	97

- b) Find  $P(T)$ .

$$P(T) = \frac{n(T)}{n(U)} \leftarrow \begin{array}{l} \text{Number of multiples of 3} \\ \text{Total number of outcomes} \end{array}$$

{12, 15, 42, 45, 93} are the multiples of 3

$$P(T) = \frac{5}{12}$$

- c) Find  $P(T')$ .

$$P(T) + P(T') = 1 \Rightarrow P(T') = 1 - P(T)$$

$$P(T') = 1 - \frac{5}{12}$$

$$P(T') = \frac{7}{12}$$



Your notes

## Independent & Mutually Exclusive Events

### What are mutually exclusive events?

- Two events are **mutually exclusive** if they **cannot both occur**
  - For example: when rolling a dice the events "getting a prime number" and "getting a 6" are mutually exclusive
- If  $A$  and  $B$  are mutually exclusive events then:
  - $P(A \cap B) = 0$

### What are independent events?

- Two events are **independent** if **one occurring does not affect the probability of the other occurring**
  - For example: when flipping a coin twice the events "getting a tails on the first flip" and "getting a tails on the second flip" are independent
- If  $A$  and  $B$  are independent events then:
  - $P(A|B) = P(A)$  and  $P(B|A) = P(B)$
- If  $A$  and  $B$  are independent events then:
  - $P(A \cap B) = P(A)P(B)$ 
    - This is given in the **formula booklet**
    - This is a useful formula to test whether two events are statistically independent

### How do I find the probability of combined mutually exclusive events?

- If  $A$  and  $B$  are **mutually exclusive** events then
$$P(A \cup B) = P(A) + P(B)$$
  - This is given in the **formula booklet**
  - This occurs because  $P(A \cap B) = 0$
- For any two events  $A$  and  $B$  the events  $A \cap B$  and  $A \cap B'$  are **mutually exclusive** and  $A$  is the **union** of these two events
  - $P(A) = P(A \cap B) + P(A \cap B')$ 
    - This works for any two events  $A$  and  $B$



Your notes

### Worked example

- a) A student is chosen at random from a class. The probability that they have a dog is 0.8, the probability they have a cat is 0.6 and the probability that they have a cat or a dog is 0.9. Find the probability that the student has both a dog and a cat.

Let  $D$  be event "has a dog" and  $C$  be "has a cat"

$$P(D \cup C) = P(D) + P(C) - P(D \cap C)$$

$$0.9 = 0.8 + 0.6 - P(D \cap C)$$

$$P(D \cap C) = 0.5$$

- b) Two events,  $Q$  and  $R$ , are such that  $P(Q) = 0.8$  and  $P(Q \cap R) = 0.1$ . Given that  $Q$  and  $R$  are independent, find  $P(R)$ .

$Q$  and  $R$  independent  $\Rightarrow P(Q \cap R) = P(Q)P(R)$

$$0.1 = 0.8 \times P(R) \quad \therefore P(R) = \frac{0.1}{0.8}$$

$$P(R) = 0.125 \quad \text{or} \quad \frac{1}{8}$$

- c) Two events,  $S$  and  $T$ , are such that  $P(S) = 2P(T)$ . Given that  $S$  and  $T$  are mutually exclusive and that  $P(S \cup T) = 0.6$  find  $P(S)$  and  $P(T)$ .

$S$  and  $T$  mutually exclusive  $\Rightarrow P(S \cup T) = P(S) + P(T)$

$$0.6 = P(S) + P(T)$$

$$0.6 = 2P(T) + P(T) \quad P(S) = 2P(T)$$

$$0.6 = 3P(T)$$

$$P(T) = 0.2 \quad \text{and} \quad P(S) = 0.4$$



Your notes

## 4.4.2 Conditional Probability

### Conditional Probability

#### What is conditional probability?

- **Conditional probability** is where the probability of an **event** happening can vary depending on the outcome of a prior event
- The event  $A$  happening **given that** event  $B$  has happened is denoted  $A|B$
- A common example of conditional probability involves selecting multiple objects from a bag **without replacement**
  - The probability of selecting a certain item changes depending on what was selected before
    - This is because the total number of items will change as they are not replaced once they have been selected

#### How do I calculate conditional probabilities?

- Some conditional probabilities can be calculated by using counting outcomes
  - Probabilities without replacement can be calculated like this
  - For example: There are 10 balls in a bag, 6 of them are red, two of them are selected without replacement
    - To find the probability that the second ball selected is red given that the first one is red count how many balls are left:
    - A red one has already been selected so there are 9 balls left and 5 are red so the probability is  $\frac{5}{9}$
- You can use sample space diagrams to find the probability of  $A$  given  $B$ :
  - reduce your sample space to just include outcomes for event  $B$
  - find the proportion that also contains outcomes for event  $A$
- There is a formula for conditional probability that you can use
  - $P(A|B) = \frac{P(A \cap B)}{P(B)}$
  - This is given in the **formula booklet**
  - This can be rearranged to give  $P(A \cap B) = P(B)P(A|B)$





Your notes

### Worked example

In a class of 30 students: 19 students have a dog, 17 students have a cat and 11 have both a dog and a cat. One student is selected at random.

- a) Find the probability that the student has a dog.

Let  $D$  be event "has a dog" and  $C$  be "has a cat"

$$P(D) = \frac{n(D)}{n(U)} \leftarrow \begin{array}{l} \text{Number who have dogs} \\ \text{Total number of students} \end{array}$$

$$P(D) = \frac{19}{30}$$

- b) Find the probability that the student has a dog given that they have a cat.

17 have a cat of which 11 also have a dog

$$P(D|C) = \frac{11}{17} \quad \text{Could also use } P(D|C) = \frac{P(D \cap C)}{P(C)}$$

- c) Find the probability that the student has a cat given that they have a dog.

19 have a dog of which 11 also have a cat

$$P(C|D) = \frac{11}{19} \quad \text{Could also use } P(C|D) = \frac{P(C \cap D)}{P(D)}$$



Your notes

## 4.4.3 Sample Space Diagrams

### Venn Diagrams

#### What is a Venn diagram?

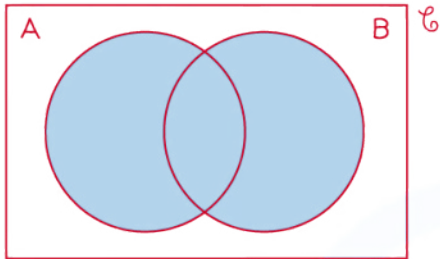
- A Venn diagram is a way to illustrate **events** from an **experiment** and are particularly useful when there is an overlap between possible **outcomes**
- A Venn diagram consists of
  - a **rectangle** representing the **sample space ( $U$ )**
    - The rectangle is labelled  $U$
    - Some mathematicians instead use  $S$  or  $\xi$
  - a **circle** for each **event**
    - Circles may or may not overlap depending on which **outcomes** are shared between **events**
- The numbers in the circles represent either the **frequency** of that event or the **probability** of that event
  - If the **frequencies** are used then they should **add up to the total frequency**
  - If the **probabilities** are used then they should **add up to 1**

#### What do the different regions mean on a Venn diagram?

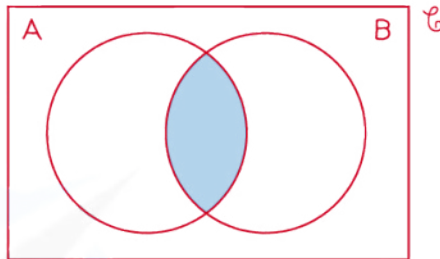
- $A'$  is represented by the regions that are **not in** the  $A$  circle
- $A \cap B$  is represented by the region where the  $A$  and  $B$  circles **overlap**
- $A \cup B$  is represented by the regions that **are in**  $A$  or  $B$  or both
- Venn diagrams show '**AND**' and '**OR**' statements easily
- Venn diagrams also instantly show **mutually exclusive** events as these circles will **not overlap**
- **Independent** events can not be instantly seen
  - You need to use probabilities to deduce if two events are independent



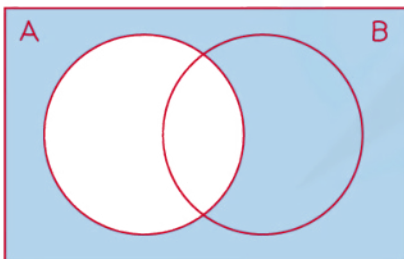
Your notes



$A \cup B$  (UNION)  
"A OR B OR BOTH"

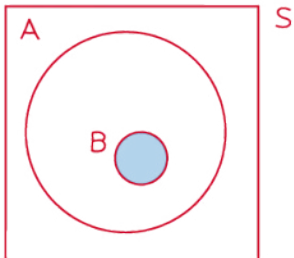


$A \cap B$  (INTERSECTION)  
"A AND B"

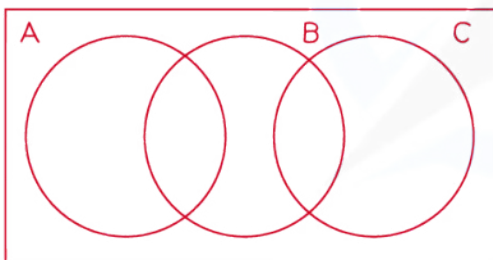


$A'$  (COMPLEMENT)  
"NOT A"

Copyright © Save My Exams. All Rights Reserved



THE BUBBLE FOR EVENT B LIES ENTIRELY IN THE BUBBLE FOR EVENT A IF EVENT B OCCURS, SO DOES EVENT A (BUT NOT NECESSARILY VICE VERSA)



THE BUBBLES FOR EVENTS A AND C DO NOT OVERLAP: THEY ARE MUTUALLY EXCLUSIVE

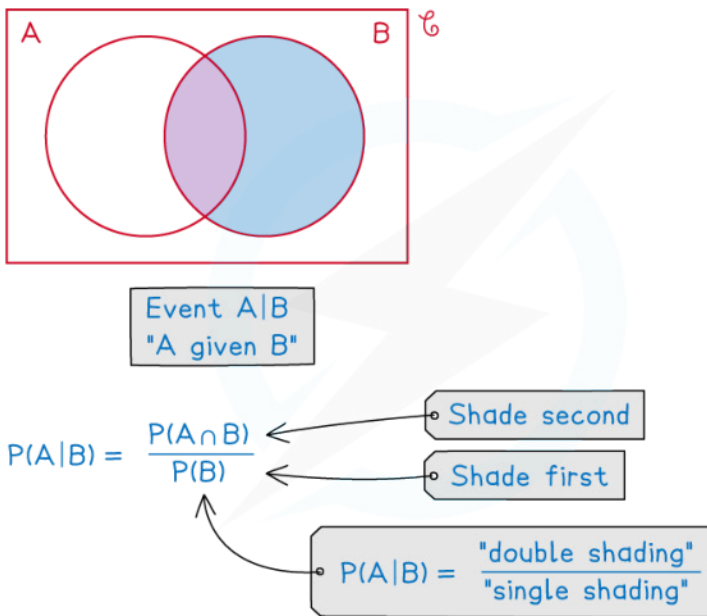
Copyright © Save My Exams. All Rights Reserved



Your notes

## How do I solve probability problems involving Venn diagrams?

- Draw, or add to a given Venn diagram, filling in as many values as possible from the information provided in the question
- It is usually helpful to work from the centre outwards
  - Fill in **intersections** (overlaps) first
- If two events are independent you can use the formula
  - $P(A \cap B) = P(A)P(B)$
- To find the conditional probability  $P(A|B)$ 
  - Add together the frequencies/probabilities in the B circle
    - This is your denominator
  - Out of those frequencies/probabilities add together the ones that are also in the A circle
    - This is your numerator
  - Evaluate the fraction



Copyright © Save My Exams. All Rights Reserved

### Examiner Tip

- If you struggle to fill in a Venn diagram in an exam:
  - Label the missing parts using algebra
  - Form equations using known facts such as:
    - the sum of the probabilities should be 1
    - $P(A \cap B) = P(A)P(B)$  if A and B are independent events



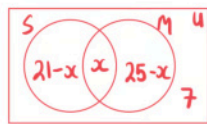
Your notes

### Worked example

40 people are asked if they have sugar and/or milk in their coffee. 21 people have sugar, 25 people have milk and 7 people have neither.

- a) Draw a Venn diagram to represent the information.

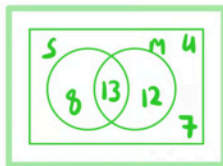
Find the centre first



Total should be 40

$$(21-x) + x + (25-x) + 7 = 40$$

$$53 - x = 40 \quad \therefore x = 13$$



- b) One of the 40 people are randomly selected, find the probability that they have sugar but not milk with their coffee.

S and not M is the part of S circle that does not include M

$$P(S \cap M') = \frac{8}{40}$$

Remember to write as a fraction of the total

$$P(S \cap M') = \frac{1}{5}$$

- c) Given that a person who has sugar is selected at random, find the probability that they have milk with their coffee.

Given that sugar has been selected we only want the S circle as our total.

Out of the S circle 13 also have milk

$$P(M|S) = \frac{13}{21}$$



Your notes

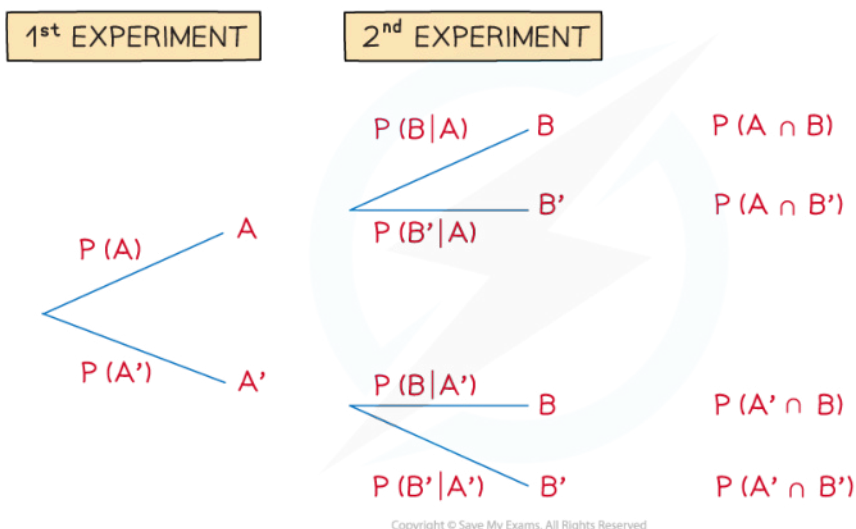
## Tree Diagrams

### What is a tree diagram?

- A **tree diagram** is another way to show the outcomes of combined events
  - They are very useful for intersections of events
- The events on the branches must be **mutually exclusive**
  - Usually they are an event and its complement
- The probabilities on the second sets of branches **can depend** on the outcome of the first event
  - These are **conditional probabilities**
- When selecting the items from a bag:
  - The second set of branches will be the **same** as the first if the items **are replaced**
  - The second set of branches will be the **different** to the first if the items **are not replaced**

### How are probabilities calculated using a tree diagram?

- To find the probability that two events happen together you **multiply** the corresponding probabilities on their branches
  - It is helpful to find the probability of all combined outcomes once you have drawn the tree
- To find the probability of an event you can:
  - add together** the probabilities of the **combined outcomes** that are part of that event
    - For example:  $P(A \cup B) = P(A \cap B) + P(A \cap B') + P(A' \cap B)$
  - subtract** the probabilities of the combined outcomes that are not part of that event from 1
    - For example:  $P(A \cup B) = 1 - P(A' \cap B')$



### Do I have to use a tree diagram?

- If there are **multiple events** or trials then a tree diagram can get big
- You can break down the problem by using the words **AND/OR/NOT** to help you find probabilities without a tree

- You can speed up the process by only drawing parts of the tree that you are interested in

### Which events do I put on the first branch?

- If the events  $A$  and  $B$  are **independent** then the **order does not matter**
- If the events  $A$  and  $B$  are **not independent** then the **order does matter**
  - If you have the probability of  **$A$  given  $B$**  then put  **$B$  on the first set** of branches
  - If you have the probability of  **$B$  given  $A$**  then put  **$A$  on the first set** of branches

#### Examiner Tip

- In an exam do not waste time drawing a full tree diagram for scenarios with lots of events unless the question asks you to
  - Only draw the parts that you are interested in



Your notes

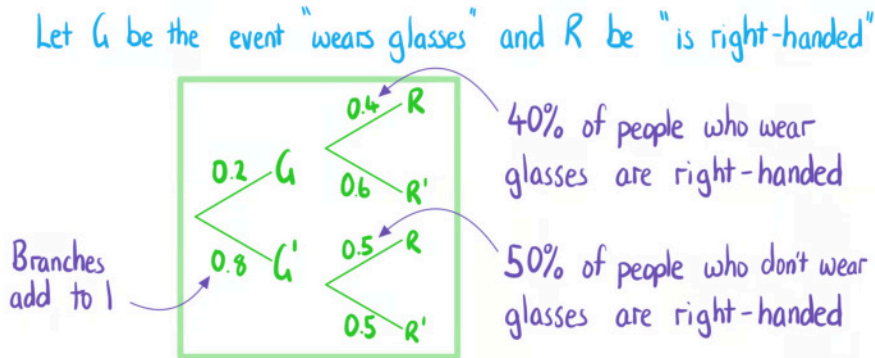


Your notes

**Worked example**

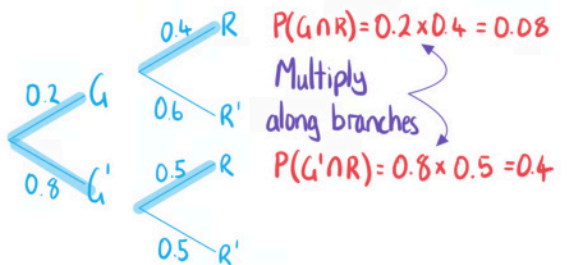
20% of people in a company wear glasses. 40% of people in the company who wear glasses are right-handed. 50% of people in the company who don't wear glasses are right-handed.

- a) Draw a tree diagram to represent the information.



- b) One of the people in the company are randomly selected, find the probability that they are right-handed.

Find options that contain  $R$



$$P(R) = P(G \cap R) + P(G' \cap R) = 0.08 + 0.4$$

$$P(R) = 0.48$$

- c) Given that a person who is right-handed is selected at random, find the probability that they wear glasses.



$$P(G|R) = \frac{P(G \cap R)}{P(R)} = \frac{0.08}{0.48}$$

$$P(G|R) = \frac{1}{6}$$



Your notes