



# SL IB Chemistry



Your notes

## The Periodic Table: Classification of Elements

### Contents

- \* The Periodic Table
- \* Electron Configurations & the Periodic Table
- \* Periodic Trends
- \* Group 1 Metals with Water
- \* Group 17 Elements with Halide Ions
- \* Metallic & Non-Metallic Oxides
- \* Oxidation States



Your notes

## The Periodic Table

### The Periodic Table

- The **Periodic Table** is a list of all known elements arranged in order of **increasing atomic number**, from 1 to 118
- In addition, the elements are arranged so that atoms with the same number of shells are placed together, and atoms with similar electronic configurations in the outer shell are also placed together
  - This is achieved as follows:
    - The elements are arranged in rows and columns
    - Elements with **one** shell are placed in the **first row** (i.e. H and He)
    - Elements with **two** shells are placed in the **second row** (Li to Ne) and so on
- A row of elements thus arranged is called a **period**
  - The period number, **n**, is the outer energy level that is occupied by electrons
- In addition, the elements are aligned vertically (in columns) with other elements in different rows, if they share a similar outer-shell electronic configuration
  - The outer electrons are known as the **valence** electrons
  - A column of elements thus arranged is called a **group**

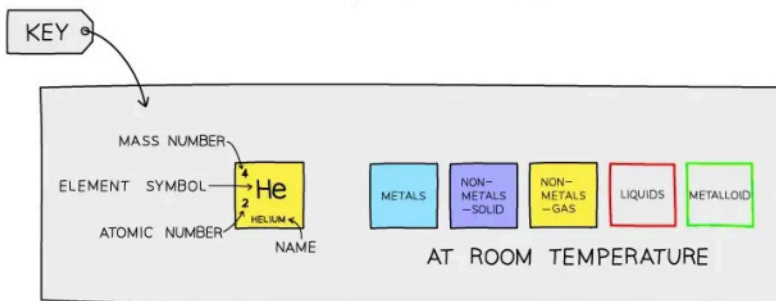
### The Periodic Table



	ALKALI METALS																ALKALINE EARTH METALS		TRANSITION METALS										HALOGENS					NOBLE GASES																						
1/I	1/I																2/II												3/III					4/IV	5/V	6/VI	7/VII	0/VIII																		
2/II	Li																Be												B					C	N	O	F	Ne																		
3/III	Na																Mg												Al					Si	P	S	Cl	Ar																		
4/IV	K																Ca												Sc					Ti	V	Cr	Mn	Fe	Co	Ni	Cu	Zn	Ga	Ge	As	Se	Br	Kr								
5/V	Rb																Sr												Y					Zr	Nb	Mo	Tc	Ru	Rh	Pd	Ag	Cd	In	Sn	Sb	Te	I	Xe								
6/VI	Cs																Ba												La					Hf	Ta	W	Re	Os	Ir	Pt	Au	Hg	Tl	Pb	Bi	Po	At	Rn								
7/VII	Fr																Ra												Ac					Unq	Unp	Unh																				

LANTHANIDE ELEMENTS																											
140	260	144	(147)	150	152	157	159	162	165	167	169	173	175	Ce	Pr	Nd	Pm	Sm	Eu	Gd	Tb	Dy	Ho	Er	Tm	Yb	Lu
58	59	60	61	62	63	64	65	66	67	68	69	70	71	CERMIUM	PRASEODYMIUM	NEODYMIUM	PROMETHIUM	SAMARIUM	EUROPIUM	GADOLINIUM	TERBIUM	DYSPROSIUM	HOLMIUM	ERBIUM	THULIUM	YTTERIUM	LUTETIUM
ACTINIDES ELEMENTS																											
(232)	(231)	(238)	(237)	(242)	(243)	(247)	(247)	(251)	(254)	(253)	(256)	(254)	(257)	Th	Pa	U	Np	Pu	Am	Cm	Bk	Cf	Es	Fm	Md	No	Lr
90	91	92	93	94	95	96	97	98	99	100	101	102	103	THORIUM	PROTACTINIUM	CAPRANIUM	NEPTUNIUM	PLUTONIUM	AMERICIUM	CURIUM	BERKELIUM	CALIFORNIUM	EINSTEINIUM	FERMNIUM	MENDELEVIUM	NOBELIUM	LAWRENCIUM

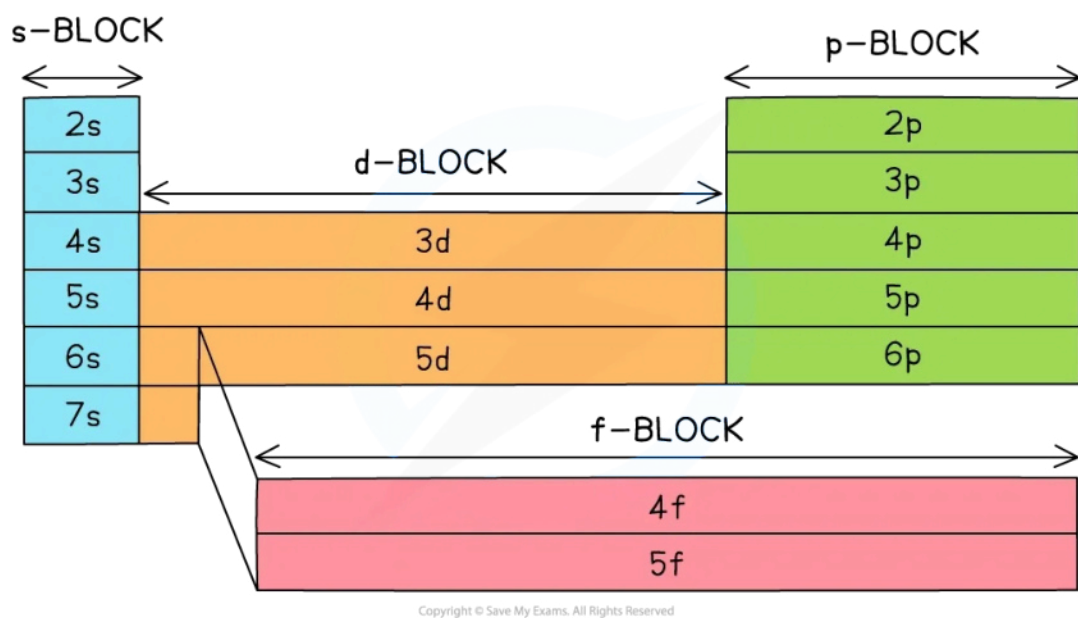


Copyright © Save My Exams. All Rights Reserved

### The Periodic Table showing the groups and periods

- Since the electronic configurations of **H** and **He** are unusual, they do not fit comfortably into any group
- They are thus allocated a group based on similarities in physical and chemical properties with other members of the group
  - He** is placed in **Group 0** on this basis
  - Hydrogen does not behave like any other element and so is placed in a group of its own

### Diagram to show the s, p and f blocks in the Periodic Table



### The blocks of the periodic table

- All elements belong to one of **four** main blocks: the s-block, the p-block, the d-block and the f-block
  - **s-block elements contain only s electrons in the outer shell**
  - **p-block elements contain at least one p-electron in the outer shell**
  - **The d-block elements are all those with at least one d-electron and at least one s-electron but no f or p electrons in the outer shell (up to 5d)**
  - **The f-block elements are all those with at least one f-electron and at least one s-electron but no d or p electrons in the outer shell**
- The physical and chemical properties of elements in the periodic table show clear patterns related to the position of each element in the table
  - Elements in the same group show similar properties, and properties change gradually as you go across a period
- As atomic number increases, the properties of the elements show trends which repeat themselves in each period of the periodic table
  - These trends are known as periodic trends and the study of these trends is known as **periodicity**



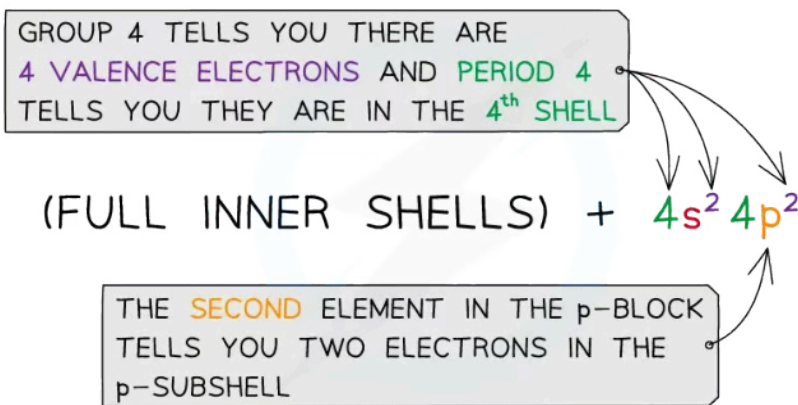
Your notes

## Electron Configurations & the Periodic Table

### Electron Configurations & the Periodic Table

- The electron configuration of any element can be deduced from its position in the periodic table
- It is like an 'address' that tells you exactly where an element is found
- Using the element germanium as an example to illustrate how it works:

#### Interpreting the electronic configuration

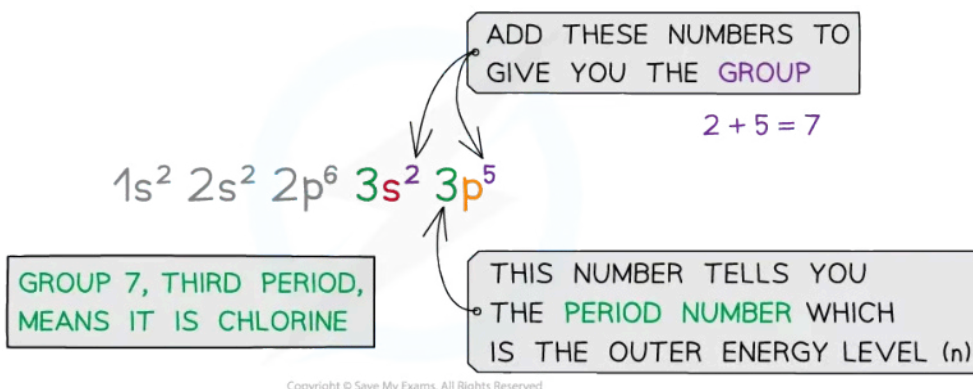


Copyright © Save My Exams. All Rights Reserved

#### Deducing the electron configuration of germanium

- Germanium is in **p block**, in **group 4** (using the simplify numbering system) and the **second** element across in **period 4**
- Group 4 tells you there are **four valence electrons** and period 4 tells you the **valence electrons** are in the **fourth shell**
- The **second** position in **p block** tell you that two electrons are in the **p subshell**
- Similarly, you can deduce the position of an element in the periodic table from its electron configuration:

#### How to write electronic configuration



### Deducing information from the electron configuration of chlorine

- Test your understanding in the following example:

#### Worked example

Element **Z** is in period 4 and group 5 of the periodic table. Which statement is correct?

- A. Z has 5 occupied energy levels.
- B. Z can form ions with 3- charge.
- C. Z is a transition element.
- D. Z has 4 valence electrons.

**Answer:**

- The correct option is **B**
  - A group 5 element can form a 3- ion
  - 5 occupied energy levels would place it in period 5, so **A** is incorrect
  - Transition elements would not be found in group 5, so **C** is also incorrect
  - 4 valence electrons would match an element in group 4, so **D** must be wrong

## Periodic Trends



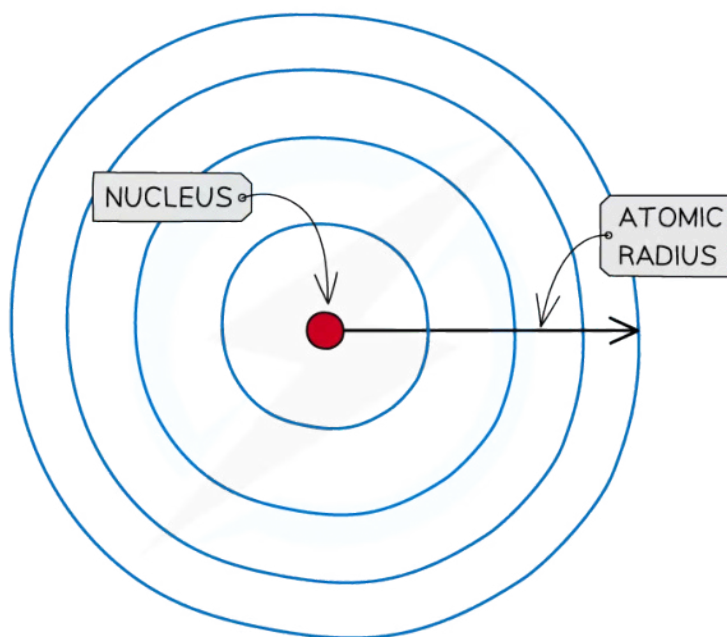
Your notes

### Periodicity

#### Atomic radius

- The **atomic radius** of an element is a measure of the size of an atom
- It is the distance between the **nucleus** of an atom and the outermost electron shell
- It can be quite hard to determine exactly where the boundary of an atom lies, so a variety of approaches are taken such as half the mean distance between two adjacent atoms
- This will vary depending on the type of structure and bonding, but it gives a comparative value for atoms

#### Atomic radius diagram



Copyright © Save My Exams. All Rights Reserved

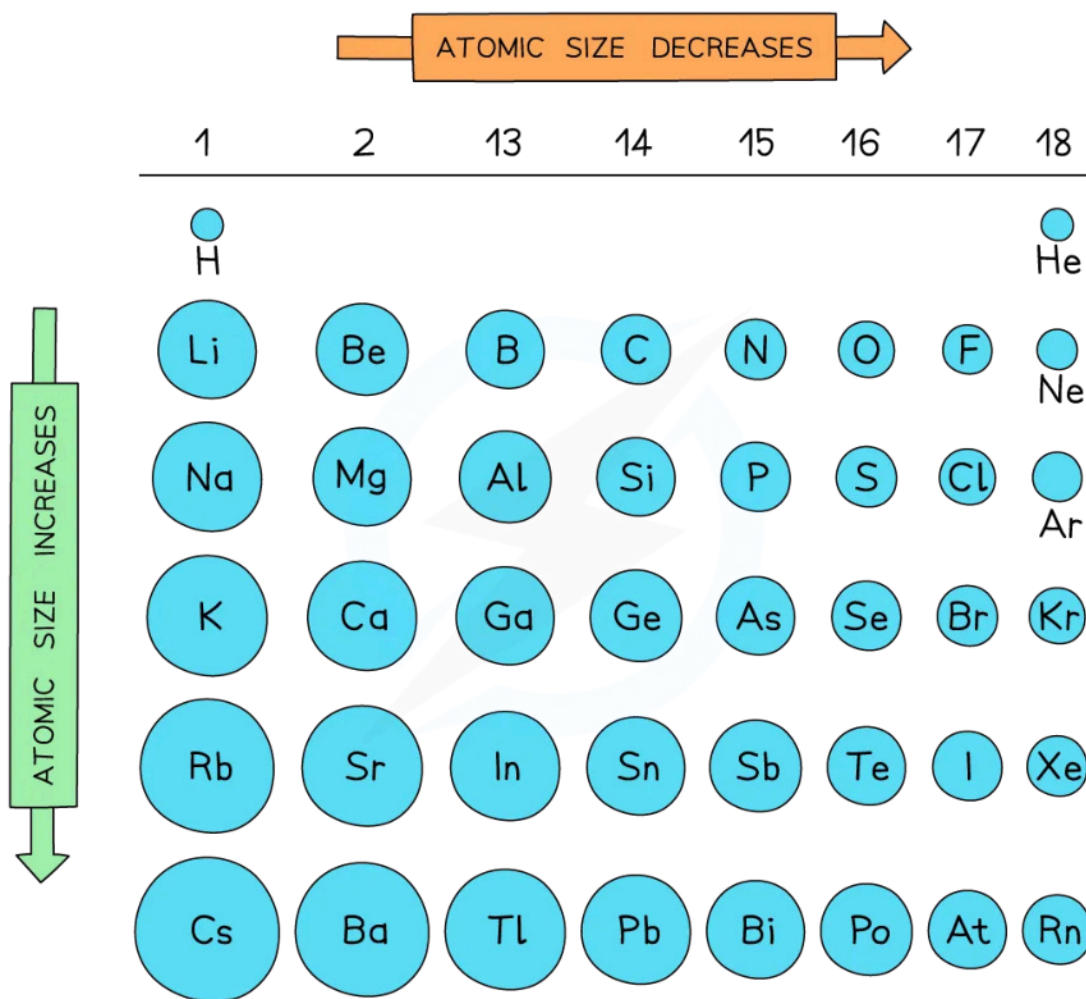
*The atomic radius of an atom is the typical distance between the nucleus and the outermost electron shell*

#### Trends in atomic radii

- Atomic radii show predictable patterns across the periodic table
  - They generally **decrease** across each period
  - They generally **increase** down each group
- These trends can be explained by the **electron shell theory**

- Atomic radii decrease as you move across a period as the atomic number increases (increased positive **nuclear charge**) but at the same time extra electrons are added to the same **principal quantum shell**
- The larger the nuclear charge, the greater the pull of the nuclei on the electrons which results in smaller atoms
- Atomic radii increase moving down a group as there is an increased number of shells going down the group
- The electrons in the **inner shells** repel the electrons in the **outermost shells**, **shielding** them from the positive nuclear charge
- This weakens the pull of the nuclei on the electrons resulting in larger atoms

Diagram to show the trends in atomic radii



Copyright © Save My Exams. All Rights Reserved

Trends in the atomic radii across a period and down a group



- The diagram shows that the atomic radius increases sharply between the noble gas at the end of each period and the alkali metal at the beginning of the next period
- This is because the alkali metals at the beginning of the next period have one extra principal quantum shell
  - This increases the shielding of the outermost electrons and therefore increases the atomic radius




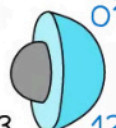
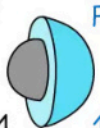
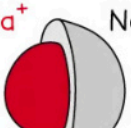




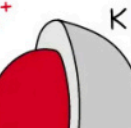



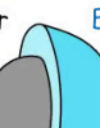
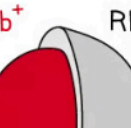






Your notes

## Ionic radius

- The **ionic radius** of an element is a measure of the size of an ion
  - The trend down a group is the same as atomic radius - it increases as the number of shells increases
  - The trend across a period is not so straightforward as it depends on whether it is positive or negative ions are considered
  - Ionic radii **increase** with increasing **negative charge**
  - Ionic radii **decrease** with increasing **positive charge**
- These trends can also be explained by the **electron shell theory**
  - Ions with **negative** charges are formed by atoms **accepting** extra electrons while the **nuclear charge** remains the same
  - The extra electrons experience repulsion with the other valence electrons which increases the ionic radius
  - The greater the negative charge, the larger the ionic radius
  - **Positively** charged ions are formed by atoms **losing** electrons
  - The **nuclear charge** remains the same but there are now fewer electrons which undergo a **greater electrostatic force of attraction** towards the nucleus which decreases the ionic radius
  - The greater the positive charge, the smaller the ionic radius

### Diagram to show the trends in ionic radii

	GROUP 1	GROUP 2	GROUP 13	GROUP 16	GROUP 17
PERIOD 2	$\text{Li}^+$ Li  90 134	$\text{Be}^{2+}$ Be  59 90	$\text{B}^{3+}$ B  41 82	O $\text{O}^{2-}$  73 126	F $\text{F}^-$  71 119
PERIOD 3	$\text{Na}^+$ Na  116 154	$\text{Mg}^{2+}$ Mg  86 130	$\text{Al}^{3+}$ Al  68 118	S $\text{S}^{2-}$  102 170	Cl $\text{Cl}^-$  99 167
PERIOD 4	$\text{K}^+$ K  152 196	$\text{Ca}^{2+}$ Ca  114 174	$\text{Ga}^{3+}$ Ga  76 126	Se $\text{Se}^{2-}$  116 184	Br $\text{Br}^-$  114 182
PERIOD 5	$\text{Rb}^+$ Rb  166 211	$\text{Sr}^{2+}$ Sr  132 192	$\text{In}^{3+}$ In  94 144	Te $\text{Te}^{2-}$  135 207	I $\text{I}^-$  133 206

Copyright © Save My Exams. All Rights Reserved

*Trends in the ionic radii across a period and down a group*



Your notes

### Worked example

Which option shows atoms in order of decreasing atomic radius?


- A.  $N > C > Be > Mg$
- B.  $Mg > N > C > Be$
- C.  $Be > C > N > Mg$
- D.  $Mg > Be > C > N$

**Answer:**

- Option **D** is the correct answer
  - First, you need to identify that Be, C and N are all in Period 2, but Mg is in Period 3, so Mg will have the biggest radius.
  - Secondly, the atomic radius decreases across the period so Be, C and N decrease in that order as they belong to Groups 2, 14 and 15, respectively

## Ionisation energy

- The **ionisation energy (IE)** of an element is the amount of energy required to remove **one mole** of electrons from **one mole** of atoms of an element in the gaseous state to form **one mole** of gaseous ions
- Ionisation energies are measured under **standard conditions** which are 298 K and 100 kPa
- The units of IE are **kilojoules per mole** ( $\text{kJ mol}^{-1}$ )
- E.g. the first ionisation energy of calcium:
  - The **first ionisation energy** is the energy required to remove one mole of electrons from one mole of gaseous atoms



## Trends in ionisation energy

- Ionisation energies show **periodicity**
- As could be expected from their electronic configuration, the Group 1 metals show low IE whereas the noble gases have very high IEs
- The **first ionisation energy increases** across a period and **decreases** down a group and is caused by **four factors** that influence the ionisation energy:
  - **Size of the nuclear charge:** the nuclear charge increases with increasing atomic number, which means that there are greater **attractive forces** between the nucleus and outer electrons, so more energy is required to overcome these attractive forces when removing an electron
  - **Distance of outer electrons from the nucleus:** electrons in shells that are further away from the nucleus are less attracted to the nucleus so the further the outer electron shell is from the nucleus, the **lower** the ionisation energy
  - **Shielding effect of inner electrons:** the **shielding effect** is when the electrons in full inner shells repel electrons in outer shells preventing them to feel the **full nuclear charge** so the greater the

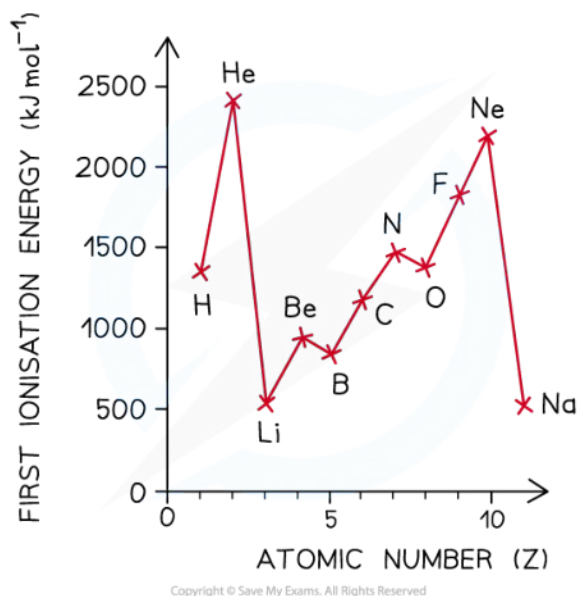
shielding of outer electrons by inner electron shells, the lower the ionisation energy

- **Spin-pair repulsion:** paired electrons in the same atomic orbital in a subshell repel each other more than electrons in different atomic orbitals; this makes it easier to remove an electron (which is why the first ionisation energy is always the lowest)



Your notes

### Graph to show the trend in ionisation energies from H to Na



A graph showing the ionisation energies of the elements hydrogen to sodium

### Ionisation energy across a period

- The ionisation energy across a period increases due to the following factors:
  - Across a period the **nuclear charge** increases
  - The **distance** between the nucleus and outer electron remains reasonably **constant**
  - The **shielding** by inner shell electrons remains the same
- There is a rapid **decrease** in ionisation energy between the **last** element in one period and the **first** element in the next period caused by:
  - The increased **distance** between the nucleus and the outer electrons
  - The increased **shielding** by inner electrons
  - These two factors outweigh the increased **nuclear charge**

### Ionisation energy down a group

- Although going down a group the **nuclear charge** increases, the ionisation energy down a group decreases and it is due to the following factors:
  - The **distance** between the nucleus and the outer electron **increases**
  - The **shielding** by inner shell electrons **increases**

- The **effective nuclear charge** is decreasing as **shielding** increases



Your notes

### Ionisation Energy Trends across a Period & going down a Group Table

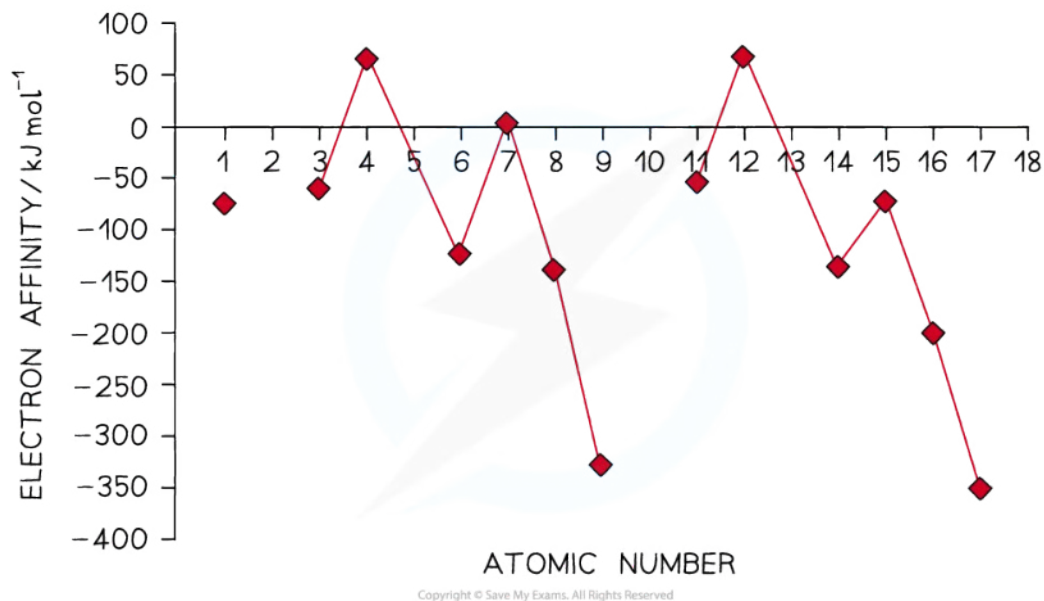
Across a Period: Ionisation Energy Increases	Down a Group: Ionisation Energy Decreases
Increase in nuclear charge	Increase in nuclear charge
Shell number is the same The distance of outer electrons to the nucleus is the same	Increase in shells Distance of outer electron to nucleus increases The shielding effect increases, therefore, the attraction of outer electrons to the nucleus decreases
Shielding remains reasonably constant	Increased shielding
Decreased atomic/ionic radius	Increases atomic/ionic radius
The outer electron is held more tightly to the nucleus so it gets <b>harder</b> to remove it	The outer electron is held more loosely to the nucleus so it gets <b>easier</b> to remove it

### Electron affinity

- When atoms gain electrons they become negative ions or **anions**
- Electron affinity (EA)** can be thought of as the opposite process of ionisation energy and is defined as
  - The amount of energy released when **one mole** of electrons is gained by **one mole** of atoms of an element in the gaseous state to form **one mole** of gaseous ions
- Electron affinities are measured under **standard conditions** which are 298 K and 100 kPa
- The units of EA are **kilojoules per mole** ( $\text{kJ mol}^{-1}$ )
- The **first electron affinity** is always exothermic, e.g.
 
$$\text{Cl}(g) + e^{-} \rightarrow \text{Cl}^{-}(g) \quad \Delta H = -349 \text{ kJ mol}^{-1}$$
- However, the second electron affinity can be an endothermic process, e.g.
 
$$\text{O}^{-}(g) + e^{-} \rightarrow \text{O}^{2-}(g) \quad \Delta H = +753 \text{ kJ mol}^{-1}$$
- This is due to the fact that you are overcoming repulsion between the electron and a negative ion, so energy is required making the process endothermic overall

### Trends in electron affinity

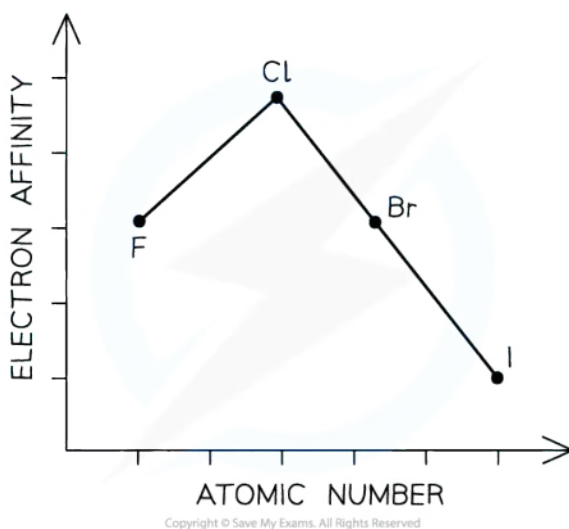
#### Graph to show the electron affinities across a period



**Graph to show the electron affinities from lithium to chlorine**

- Electron affinities show **periodicity**
- The pattern is very **similar** to ionisation energies, except that it is inverted and the minimum points are displaced one element to the right
- As might be expected, the most exothermic electron affinities are for Group 17 elements which also have the highest electronegativities
- The strongest pull on electrons correlates with the greater amount of energy released when negative ions are formed
- Noble gases do not form negative ions, so they don't appear in this chart
- The electron affinities reach a peak for Group 2 and Group 5 elements

**Graph to show the electron affinities down a group**



### Electron affinities down Group 17 from F to I

- **Electron affinities** generally decrease down a group
- As the atoms become larger the attraction for an additional electron is less, since the **effective nuclear charge** is reduced due to increased **shielding**
- Electron affinity become **less exothermic** going down the group
- An exception to this is fluorine whose **electron affinity** is smaller than expected
- This is because fluorine is such a small atom and an additional electron in the 2p subshell experiences considerable repulsion with the other valence electrons

## Electronegativity

- **Electronegativity** is the ability of an atom to attract a pair of electrons towards itself in a covalent bond
- This phenomenon arises from the **positive** nucleus's ability to attract the **negatively** charged electrons, in the outer shells, towards itself
- **Electronegativity** varies across periods and down the groups of the periodic table

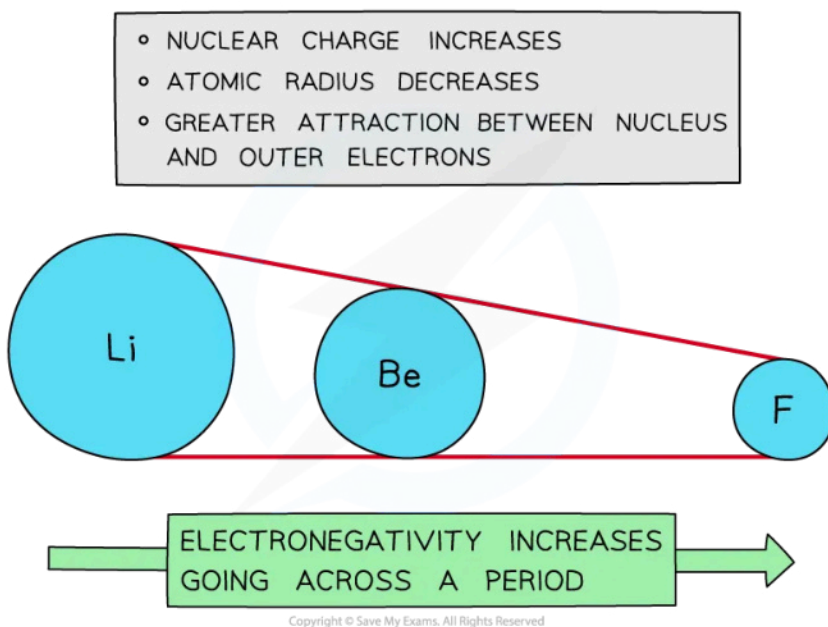
### Across a period

- Electronegativity **increases** across a period
- The **nuclear charge increases** with the addition of protons to the nucleus
- **Shielding** remains the **same** across the period as no new shells are being added to the atoms
- The nucleus has an increasingly strong attraction for the bonding pair of electrons of atoms across the period
- This results in **smaller atomic radii**

### Diagram to show the trend in electronegativity across a period



Your notes



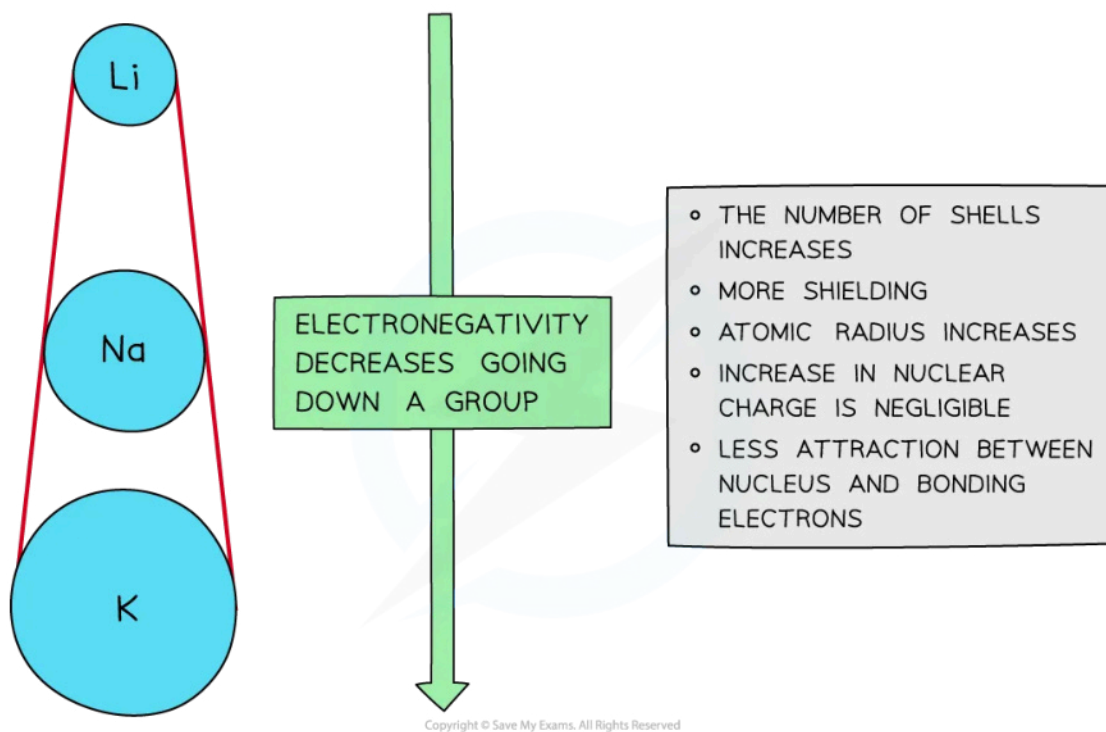
*Electronegativity increases going across the periods of the periodic table*

## Down a group

- There is a **decrease** in **electronegativity** going down the group
- The **nuclear charge increases** as more protons are added to the nucleus
- However, each element has an extra filled electron shell, which increases the **shielding**
- The addition of the extra shells increases the distance between the nucleus and the outer electrons resulting in **larger atomic radii**
- Overall, there is a decrease in attraction between the nucleus and outer bonding electrons
- We say the **effective nuclear charge** has decreased down the group

**Diagram to show the trend in electronegativities down a group**





**Electronegativity decreases going down the groups of the periodic table**

**Table of trends down a group & across a period**

	Down a group	Across a period
Nuclear charge	Increases	Increases
Shielding	Increases	Reasonably constant
Atomic radius	Increases	Decreases
Electronegativity	Decreases	Increases

 **Examiner Tip**

- Make sure you learn the definition of **electronegativity** and can distinguish it from **electron affinity** as the two are often confused
- **Electronegativity** is about chemical character and only applies to considerations of covalent bonds whereas **electron affinity** is a thermodynamic value that is measurable and applies to the formation of negative ions
- You may come across something called **electropositivity** - this is a term used to describe the character of elements to form positive ions and is useful when talking about metal atoms and metal ions



Your notes



Your notes

## Group 1 Metals with Water

### Group 1 Metals with Water

#### The Group 1 metals

- The Group 1 metals are called the **alkali metals** because they form **alkaline solutions** with high pH values when reacted with water
- Group 1 metals are lithium, sodium, potassium, rubidium, caesium and francium
- They all end in the electron configuration  $ns^1$

#### Physical properties of the Group 1 metals

- The Group 1 metals:
  - Are soft and easy to cut, getting **softer** and **denser** as you move down the group
  - Have **shiny** silvery surfaces when freshly cut
  - Conduct **heat** and **electricity**
  - They all have **low** melting points and **low** densities and the melting point **decreases** going down the group as the atomic radius increases and the metallic bonding gets weaker

#### Group 1 metals in The Periodic Table

GROUP METALS																	0
1	2											3	4	5	6	7	He
Li	Be											B	C	N	O	F	Ne
Na	Mg											Al	Si	P	S	Cl	Ar
K	Ca	Sc	Ti	V	Cr	Mn	Fe	Co	Ni	Cu	Zn	Ga	Ge	As	Se	Br	Kr
Rb	Sr	Y	Zr	Nb	Mo	Tc	Ru	Rh	Pd	Ag	Cd	In	Sn	Sb	Te	I	Xe
Cs	Ba	La	Hf	Ta	W	Re	Os	Ir	Pt	Au	Hg	Tl	Pb	Bi	Po	At	Rn
Fr	Ra	Ac															

Copyright © Save My Exams. All Rights Reserved



*The alkali metals are located on the left of the periodic table in the first column of the s block*

#### Chemical properties of the Group 1 metals

- They react readily with oxygen and water vapour in air so they are usually kept under **oil** to stop them from reacting

- Group 1 metals will react similarly with water, reacting vigorously to produce an **alkaline** metal hydroxide solution and **hydrogen** gas



Your notes

**Table of the reactions of Group 1 metals and water**

Element	Reaction
Lithium	$2\text{Li (s)} + 2\text{H}_2\text{O (l)} \rightarrow 2\text{LiOH (aq)} + \text{H}_2 \text{ (g)}$ Lithium floats and reacts slowly H <sub>2</sub> gas released, lithium keeps shape
Sodium	$2\text{Na (s)} + 2\text{H}_2\text{O (l)} \rightarrow 2\text{NaOH (aq)} + \text{H}_2 \text{ (g)}$ Sodium reacts with a vigorous release of H <sub>2</sub> gas Heat produced sufficient to melt the unreacted metal, which forms a small ball that moves around on the water surface NaOH formed which produces a highly alkaline solution
Potassium	$2\text{K (s)} + 2\text{H}_2\text{O (l)} \rightarrow 2\text{KOH (aq)} + \text{H}_2 \text{ (g)}$ Reacts more violently than sodium, bubbles of H <sub>2</sub> gas, melts into a shiny ball that dashes around on the surface Hot enough to ignite H <sub>2</sub> gas, potassium burns with a lilac flame



Your notes

### Worked example

What would you see when sodium is added to water?

- I. A gas is given off
- II. The temperature of the water increases
- III. A clear, colourless solution is formed

- A. I and II only
- B. I and III only
- C. II and III only
- D. I, II and III

#### Answer

- The correct option is **D**
  - Bubbles of hydrogen gas are given off
  - The sodium melts, so that tells you it is an exothermic reaction
  - The product, sodium hydroxide, is very soluble so a clear, colourless solution would be formed

## Alkali metals with halogens

- All the **alkali metals** react vigorously with the **halogens** in Group 17
- The reaction results in an **alkali metal halide salt**
$$2\text{Na (s)} + \text{Cl}_2 \text{(g)} \rightarrow 2\text{NaCl (s)}$$
- The reaction becomes increasingly vigorous going down Group 1 because:
  - The atoms of each element get **larger** going down the group
  - This means that the **ns<sup>1</sup>** electron gets **further away** from the nucleus and is **shielded** by more electron shells.
  - The further an electron is from the positive nucleus, the easier it can be lost in reactions

### Worked example

Which pair of elements has the most vigorous reaction?

- A. Cs and I
- B. Li and Cl
- C. Cs and F
- D. Li and F

#### Answer

- The correct option is **C**.
  - You need to choose the lowest element in Group 1 and the highest element in Group 17 to predict the most vigorous reaction
  - This is because reactivity increases going down Group 1, but decreases going down Group 17



Your notes



Your notes

## Group 17 Elements with Halide Ions

### Group 17 Elements with Halide Ions

#### The Halogens

- These are the Group 17 non-metals that are **poisonous** and include fluorine, chlorine, bromine, iodine and astatine
- Halogens are **diatomic**, meaning they form molecules of **two** atoms
- All halogens have seven electrons in their outer shell
- They form **halide** ions by gaining one more electron to complete their outer shells

#### Colours and States at Room Temperature

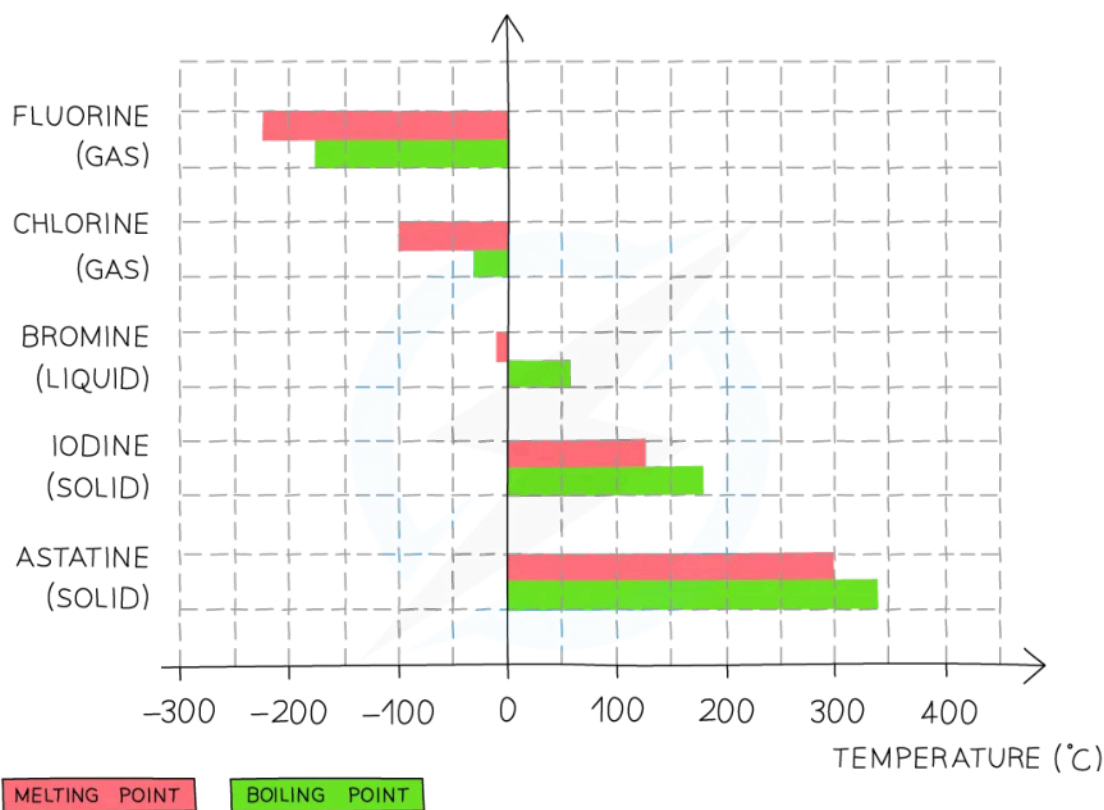
Halogen	Physical state at room temperature	Colour	Colour in solution
Fluorine	Gas	Yellow	-
Chlorine	Gas	Pale Green	Green-blue
Bromine	Liquid	Red-brown (readily evaporates to form a brown gas)	Orange
Iodine	Solid	Grey-black (sublimes to form a purple gas)	Dark brown

#### Trends in physical properties of the halogens

##### Melting point

- The density and melting and boiling points of the halogens **increase** as you go down the group

#### Trend in the melting and boiling points of the halogens



Copyright © Save My Exams. All Rights Reserved



*The melting and boiling points increase down the group*

## Explaining the trend in reactivity in Group 17

- The reactivity of Group 17 non-metals **decreases** as you go down the group
- The halogens electron configurations all end in  $ns^2np^5$
- Each outer shell contains seven electrons and when they react, they will need to gain one outer electron to get a full outer shell of electrons
- Going down the group, the **electron affinity** decreases and the **atomic radius** increases
- As you go down Group 17, the number of shells of electrons **increases** so **shielding** also increases
- This means that the outer electrons are **further** from the nucleus so there are **weaker** electrostatic forces of attraction that attract the extra electron needed
- The electron is attracted less readily, so the **lower** down the element is in Group 17 the **less reactive** it is

## Reaction of the halogens with halide ions in displacement reactions



- A halogen **displacement** occurs when a **more** reactive halogen displaces a **less** reactive halogen from an aqueous solution of its halide
- The reactivity of Group 17 non-metals increases as you move up the group
- Out of chlorine, bromine and iodine, chlorine is the most reactive and iodine is the least reactive

### Aqueous Solution Colour of Halogens

Aqueous solution	Colour
Chlorine	Very pale green, but usually appears colourless as it is very dilute
Bromine	Orange but will turn yellow when diluted
Iodine	Brown




Your notes

## Halogen displacement reactions

### Chlorine and bromine

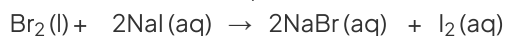
- If you add chlorine solution to colourless potassium bromide solution, the solution becomes orange as bromine is formed
- Chlorine is **above** bromine in Group 17 so it is more reactive
- Chlorine will therefore **displace** bromine from an aqueous solution of a metal bromide



potassium bromide + chlorine → potassium chloride + bromine

### Bromine and iodine

- Bromine is **above** iodine in Group 17 so it is **more** reactive
- Bromine will therefore **displace** iodine from an aqueous solution of a metal iodide



bromine + sodium iodide → sodium bromide + iodine



Your notes

### Worked example

Which of the statements below are correct?

- I. Potassium chloride solution will react with fluorine to form chlorine.
- II. Sodium chloride solution will react with iodine to form chlorine.
- III. Lithium iodide solution will react with bromine to form iodine.

- A. I and II only
- B. I and III only
- C. II and III only
- D. I, II and III

### Answer

- The correct option is **B**.
  - Fluorine will displace chlorine as it is higher up in the group
  - Bromine will displace iodine for the same reason.
  - Iodine is below chlorine so cannot displace chlorine from sodium chloride



Your notes

## Metallic & Non-Metallic Oxides

### Metallic & Non-Metallic Oxides

#### Oxides across a period

- The **acid-base** character of the oxides provides evidence of chemical trends in the periodic table
- The broad trend is that oxides change from **basic** through **amphoteric** to **acidic** across a period
- Aluminium oxide is **amphoteric** which means that it can act both as a base (and react with an acid such as HCl) and an acid (and react with a base such as NaOH)

#### Acidic & Basic Nature of the Period 3 Oxides

Period 3 oxide	Na <sub>2</sub> O	MgO	Al <sub>2</sub> O <sub>3</sub>	SiO <sub>2</sub>	P <sub>4</sub> O <sub>10</sub>	SO <sub>2</sub> , SO <sub>3</sub>
Acid / base nature	Basic	Basic	Amphoteric	Acidic	Acidic	Acidic

- The acidic and basic nature of the Period 3 elements can be explained by looking at their **structure**, **bonding** and the Period 3 elements' **electronegativity**

#### Structure, Bonding & Electronegativity of the Period 3 Elements Table

Period 3 oxide	Na <sub>2</sub> O	MgO	Al <sub>2</sub> O <sub>3</sub>	SiO <sub>2</sub>	P <sub>4</sub> O <sub>10</sub>	SO <sub>2</sub> , SO <sub>3</sub>	-	-
Relative melting point	High	High	Very high	Very high	Low	Low	-	-
Chemical bonding	Ionic	Ionic	Ionic (with some degree of covalent character)	Covalent	Covalent	Covalent	-	-
Structure	Giant ionic	Giant ionic	Giant ionic	Giant covalent	Simple molecular	Simple molecular	-	-
Element	Na	Mg	Al	Si	P	S	Cl	O
Electronegativity	0.9	1.2	1.5	1.8	2.1	2.5	3.0	3.5

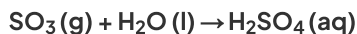
- The difference in electronegativity between oxygen and Na, Mg and Al is the largest
- Electrons will therefore be **transferred** to oxygen when forming oxides giving the oxide an **ionic bond**



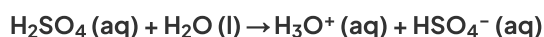
- The oxides of Si, P and S will **share** the electrons with the oxygen to form **covalently bonded** oxides
- The oxides of **Na** and **Mg** which show purely **ionic bonding** produce **alkaline** solutions with water as their **oxide** ions ( $O^{2-}$ ) become **hydroxide** ions ( $OH^-$ ):



- The oxides of **P** and **S** which show purely **covalent bonding** produce **acidic** solutions with water because when these oxides react with water, they form an acid which donates  $H^+$  ions to water
  - Eg.  $SO_3$  reacts with water as follows:



- The  $H_2SO_4$  is an acid which will donate an  $H^+$  to water:



### Examiner Tip

Only examples of general trends across periods and groups are required, but you should be able to link trends in ionization energy, electron affinity and electronegativity with trends in chemical character such as the nature of the oxides and metallic / non-metallic behaviour

- The pH changes for the reactions of the oxides with water can be explained by reference to the following equations:

**Table of the reaction of oxides with water**

Oxide	Chemical equation	pH
<b>Na<sub>2</sub>O</b>	$Na_2O (s) + H_2O (l) \rightarrow 2NaOH (aq)$	14 (strongly alkaline)
<b>MgO</b>	$MgO (s) + H_2O (l) \rightarrow Mg(OH)_2 (aq)$	10 (weakly alkaline)
<b>P<sub>4</sub>O<sub>10</sub></b>	$P_4O_{10} (s) + 6H_2O (l) \rightarrow 4H_3PO_4 (aq)$	2 (strongly acidic)
<b>NO<sub>2</sub></b>	$2NO_2 (aq) + H_2O (l) \rightarrow HNO_3 (aq) + HNO_2 (aq)$	1 (strongly acidic)
<b>SO<sub>2</sub></b> <b>SO<sub>3</sub></b>	$SO_2 (g) + H_2O (l) \rightarrow H_2SO_3 (aq)$ $SO_3 (g) + H_2O (l) \rightarrow H_2SO_4 (aq)$	1 (strongly acidic)

- The pattern here is that:
  - The metallic oxides form hydroxides when they react with water

- The non-metallic oxides form oxoacids when they react with water

### Examiner Tip

You should learn how to construct these equations exactly as they are specifically mentioned in the syllabus

- The position of an element in the periodic table can be used to predict and explain its **metallic** and **non-metallic** behaviour
  - This is illustrated by the bonding of the oxides
  - Metal and non-metal elements generally form **ionic** compounds so the elements **Na** to **Al** have **giant ionic structures**
  - The oxides become more **ionic** as you go **down the group** as the **electronegativity decreases**
  - The oxides become less **ionic** as you go **across a period** as the **electronegativity increases**
  - The oxides of non-metals such as **S**, **N** and **P** form **molecular covalent compounds**
- 
- Sometimes you may be asked to make predictions about oxides that are not specifically mentioned in the syllabus but you should be able to deduce their properties if you understand the patterns outlined above, as the following example shows:

### Worked example

Which of these oxides produces the solution with the highest pH when added to water?

- A.  $\text{CO}_2$
- B.  $\text{SO}_3$
- C.  $\text{CaO}$
- D.  $\text{Na}_2\text{O}$

**Answer:**

- The correct option is **D**
  - $\text{CO}_2$  and  $\text{SO}_3$  will produce a pH below 7 as they are non-metal oxides
  - $\text{CaO}$  and  $\text{Na}_2\text{O}$  will produce a pH above 7 as they are metal oxides
    - However, the pH decreases as you go across a period, so  $\text{Na}_2\text{O}$  will have a higher pH than  $\text{CaO}$



Your notes



Your notes

## Oxidation States

### Oxidation States

#### Oxidation and reduction

- There are three definitions of **oxidation** and **reduction** used in different branches of chemistry
- Oxidation** and **reduction** can be used to describe any of the following processes

#### Definitions and Examples of Oxidation & Reduction Table

Oxidation	Reduction
<b>Addition of oxygen</b> e.g. $2\text{Mg} + \text{O}_2 \rightarrow \text{MgO}$	<b>Loss of oxygen</b> e.g. $2\text{CuO} + \text{C} \rightarrow 2\text{Cu} + \text{CO}_2$
<b>Loss of hydrogen</b> e.g. $\text{CH}_3\text{OH} \xrightarrow{[\text{O}]} \text{CH}_2\text{O} + \text{H}_2\text{O}$	<b>Gain of hydrogen</b> e.g. $\text{C}_2\text{H}_4 + \text{H}_2 \rightarrow \text{C}_2\text{H}_6$
<b>Loss of electrons</b> e.g. $\text{Al} \rightarrow \text{Al}^{3+} + 3\text{e}^-$	<b>Gain of electrons</b> e.g. $\text{F}_2 + 2\text{e}^- \rightarrow 2\text{F}^-$

#### Oxidation Number

- The **oxidation number or state** of an atom is the charge that would exist on an individual atom if the bonding were completely ionic
- It is like the electronic 'status' of an element
- Oxidation numbers** are used to...
  - tell if oxidation or reduction has taken place
  - work out what has been oxidised and/or reduced
  - construct half equations and balance redox equations


#### Atoms and simple ions

- The oxidation number is the number of electrons which must be added or removed to become neutral
- The oxidation number is always written with the charge before the number

#### Oxidation Number of Simple Ions Table

<b>Atoms</b>	Na in Na = 0	Neutral already, no need to add any electrons
<b>Cations</b>	Na in Na <sup>+</sup> = +1	Need to add 1 electron to make Na <sup>+</sup> neutral

Anions	Cl in $\text{Cl}^- = -1$	Need to take 1 electron away to make $\text{Cl}^-$ neutral
--------	--------------------------	--



### Worked example

What are the oxidation states of the elements in the following species?

1. C
2.  $\text{Fe}^{3+}$
3.  $\text{Fe}^{2+}$
4.  $\text{O}^{2-}$
5. He
6.  $\text{Al}^{3+}$

#### Answers:

1. 0
2. +3
3. +2
4. -2
5. 0
6. +3

- So, in simple ions, the oxidation number of the atom is the charge on the ion:
  - $\text{Na}^+$ ,  $\text{K}^+$ ,  $\text{H}^+$  all have an oxidation number of +1
  - $\text{Mg}^{2+}$ ,  $\text{Ca}^{2+}$ ,  $\text{Pb}^{2+}$  all have an oxidation number of +2
  - $\text{Cl}^-$ ,  $\text{Br}^-$ ,  $\text{I}^-$  all have an oxidation number of -1
  - $\text{O}^{2-}$ ,  $\text{S}^{2-}$  all have an oxidation number of -2


## Molecules or Compounds

- In molecules or compounds, the sum of the oxidation numbers on the atoms is zero

### Oxidation Number in Molecules or Compounds Table

Elements	H in $\text{H}_2 = 0$	Both are the same and must add up to zero
Compounds	C in $\text{CO}_2 = +4$	$1 \times (+4) \text{ and } 2 \times (-2) = 0$
	O in $\text{CO}_2 = -2$	

- Since  $\text{CO}_2$  is a neutral molecule, the sum of the oxidation states must be zero
- For this, one element must have a positive oxidation number and the other must be negative



### How do you determine which is the positive one?

- The more electronegative species will have the negative value
- Electronegativity increases across a period and decreases down a group
- O is further to the right than C in the periodic table so it has the negative value

### How do you determine the value of an element's oxidation state?

- From its position in the periodic table and/or
- The other element(s) present in the formula
- Many atoms, such as S, N and Cl can exist in a variety of oxidation states
- The oxidation number of these atoms can be calculated by assuming that the oxidation number of the other atom is fixed
- Here are six rules to deduce the oxidation number of an element

#### Oxidation Number Rules Table

Rule	Example
1. The oxidation number of any uncombined element is zero	H <sub>2</sub> Zn O <sub>2</sub>
2. Many atoms or ions have fixed oxidation numbers in compounds	Group 1 elements are always +1 Group 2 elements are always +2 Fluorine is always -1 Hydrogen is +1 (except for in metal hydrides like NaH, where it is -1) Oxygen is -2 (except in peroxides, where it is -1 and in F <sub>2</sub> O where it is +2)
3. The oxidation number of an element in a mono-atomic ion is always the same as the charge	Zn <sup>2+</sup> = +2 Fe <sup>3+</sup> = +3 Cl <sup>-</sup> = -1
4. The sum of the oxidation number in a compound is zero	NaCl Na = +1 Cl = -1 Sum of oxidation numbers = 0





Your notes

5. The sum of oxidation numbers in an ion is equal to the charge on the ion	$\text{SO}_4^{2-}$ $\text{S} = +6$ Four O atoms = $4 \times (-2)$ Sum of oxidation numbers = $-2$
6. In either a compound or an ion, the more electronegative element is given the negative oxidation number	$\text{F}_2\text{O}$ Both F atoms = $2 \times (-1)$ $\text{O} = +2$ Sum of oxidation numbers = $0$



Your notes

### Worked example

State the oxidation number of the atoms in blue in these compounds or ions.

- a)  $\text{P}_2\text{O}_5$
- b)  $\text{SO}_4^{2-}$
- c)  $\text{H}_2\text{S}$
- d)  $\text{Al}_2\text{Cl}_6$
- e)  $\text{NH}_3$
- f)  $\text{ClO}_2^-$

Answer:

$\text{P}_2\text{O}_5$	$5 \text{ O atoms} = 5 \times (-2) = -10$ Overall charge compound = 0 $2 \text{ P atoms} = +10$ $\text{P} = +5$
$\text{SO}_4^{2-}$	$4 \text{ O atoms} = 4 \times (-2) = -8$ Overall charge compound = -2 $\text{S} = +6$
$\text{H}_2\text{S}$	$2 \text{ H atoms} = 2 \times (+1) = +2$ Overall charge compound = 0 $\text{S} = -2$
$\text{Al}_2\text{Cl}_6$	$6 \text{ Cl atoms} = 6 \times (-1) = -6$ Overall charge compound = 0 $2 \text{ Al atoms} = +6$ $\text{Al} = +3$
$\text{NH}_3$	$3 \text{ H atoms} = 3 \times (+1) = +3$



	Overall charge compound = 0 $N = -3$
$\text{ClO}_2^-$	$2 \text{ O atoms} = 2 \times (-2) = -4$ Overall charge compound = -1 $\text{Cl} = +3$

### Are oxidation numbers always whole numbers?

- The answer is yes and no
- When you try and work out the oxidation of sulfur in the tetrathionate ion  $\text{S}_4\text{O}_6^{2-}$  you get an interesting result!

#### Oxidation number of S in $\text{S}_4\text{O}_6^{2-}$

$$\begin{array}{c}
 \text{S}_4\text{O}_6^{2-} \\
 \downarrow \qquad \qquad \qquad \searrow \\
 (? \times 4) + (-2 \times 6) = -2 \\
 (? \times 4) - 12 = -2 \\
 (? \times 4) = -2 + 12 \\
 ? = \frac{+10}{4} = +2\frac{1}{2}
 \end{array}$$

Copyright © Save My Exams. All Rights Reserved

#### The oxidation number of sulfur in $\text{S}_4\text{O}_6^{2-}$ is a fraction

- The fact that the oxidation number comes out to +2.5 does not mean it is possible to get half an oxidation number
  - This is only a mathematical consequence of four sulfur atoms sharing +10 oxidation number
  - The four sulfur atoms are in two different environments and the +2.5 is showing the average oxidation number of these two environments
- Single atoms can only have an integer oxidation number, because you cannot have half an electron!

#### Examiner Tip

- Oxidation number and oxidation state are often used interchangeably, though IUPAC does not distinguish between the two terms
- Oxidation numbers are represented by Roman numerals according to IUPAC

## Naming Transition Metal Compounds

- **Transition metals** are characterized by having **variable oxidation numbers**.
- **Oxidation numbers** can be used in the names of compounds to indicate which **oxidation number** a particular element in the compound is in
- Where the element has a **variable oxidation number**, the number is written afterwards in **Roman numerals**.
- This is called the **STOCK NOTATION** (after the German inorganic chemist Alfred Stock), but is not widely used for non-metals, so  $\text{SO}_2$  is sulphur dioxide rather than sulphur(IV) oxide
- For example, iron can be both +2 and +3 so **Roman numerals** are used to distinguish between them
  - $\text{Fe}^{2+}$  in  $\text{FeO}$  can be written as **iron(II) oxide**
  - $\text{Fe}^{3+}$  in  $\text{Fe}_2\text{O}_3$  can be written as **iron(III) oxide**



Your notes



Your notes

### Worked example

Name these transition metal compounds.

1.  $\text{Cu}_2\text{O}$
2.  $\text{MnSO}_4$
3.  $\text{Na}_2\text{CrO}_4$
4.  $\text{KMnO}_4$
5.  $\text{Na}_2\text{Cr}_2\text{O}_7$

#### Answers:

##### 1. Copper(I) oxide

- The oxidation number of 1 O atom is -2
- $\text{Cu}_2\text{O}$  has overall no charge
- So, the oxidation number of Cu is +1

##### 2. Manganese(II) sulfate

- The charge on the sulfate ion is -2
- So, the charge on Mn and oxidation number is +2

##### 3. Sodium chromate(VI)

- The oxidation number of 2 Na atoms is +2
- Therefore,  $\text{CrO}_4$  has an overall -2 charge
- So, the oxidation number of Cr is +6

##### 4. Potassium manganate(VII)

- The oxidation number of a K atom is +1
- Therefore,  $\text{MnO}_4$  has an overall -1 charge
- So, the oxidation number of Mn is +7

##### 5. Sodium dichromate(VI)

- The oxidation number of 2 Na atoms is +2
- Therefore,  $\text{Cr}_2\text{O}_7$  has an overall -2 charge
- So the oxidation number of Cr is +6
  - To distinguish it from  $\text{CrO}_4$  we use the prefix di in front of the anion

### Examiner Tip

- The answer to question 2 should strictly speaking be manganese (II) sulfate(VI) since sulfur is an element with a variable oxidation number
- However, the sulfate ion is a common ion whose name and formula you should know and you are only required to name transition metal compounds using Stock Notation