

DP IB Maths: AA HL



Your notes

3.7 Inverse & Reciprocal Trig Functions

Contents

- * 3.7.1 Reciprocal Trig Functions
- * 3.7.2 Inverse Trig Functions



Your notes

3.7.1 Reciprocal Trig Functions

Reciprocal Trig Functions

What are the reciprocal trig functions?

- There are three reciprocal trig functions that each correspond to either sin, cos or tan
 - Secant ($\sec x$)
 - $\sec x = \frac{1}{\cos x}$
 - Cosecant ($\operatorname{cosec} x$)
 - $\operatorname{cosec} x = \frac{1}{\sin x}$
 - Cotangent ($\cot x$)
 - $\cot x = \frac{1}{\tan x}$
- The identities above for $\sec x$ and $\operatorname{cosec} x$ are given in the formula booklet
- The identity for $\cot x$ is **not given**, you will need to remember it
- A good way to remember which function is which is to look at the **third** letter in each of the reciprocal trig functions
 - $\cot x$ is 1 over **t**an x etc
- Each of the reciprocal trig functions are undefined for certain values of x
 - $\sec x$ is undefined for values of x for which $\cos x = 0$
 - $\operatorname{cosec} x$ is undefined for values of x for which $\sin x = 0$
 - $\cot x$ is undefined for values of x for which $\tan x = 0$
 - When $\tan x$ is undefined, $\cot x = 0$
- Rearranging the identity $\tan x = \frac{\sin x}{\cos x}$ gives
 - $\cot x = \frac{\cos x}{\sin x}$
 - This is not in the formula booklet but is easily derived
- Be careful not to confuse the reciprocal trig functions with the inverse trig functions
 - $\sin^{-1} x \neq \frac{1}{\sin x}$

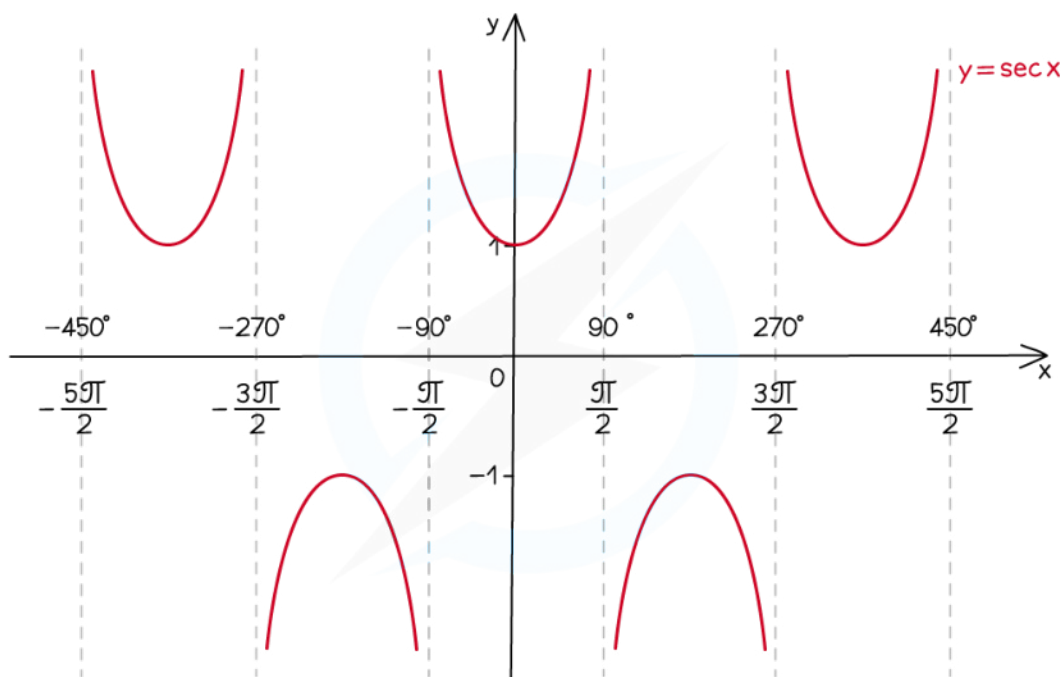
What do the graphs of the reciprocal trig functions look like?

- The graph of $y = \sec x$ has the following properties:
 - The **y-axis** is a **line of symmetry**
 - It has a **period** of **360° (2π radians)**
 - There are vertical **asymptotes** wherever **$\cos x = 0$**



Your notes

- If drawing the graph without the help of a GDC it is a good idea to sketch $\cos x$ first and draw these in
- The domain is all x except odd multiples of 90° ($90^\circ, -90^\circ, 270^\circ, -270^\circ$, etc.)
 - in radians this is all x except odd multiples of $\frac{\pi}{2}$ ($\frac{\pi}{2}, -\frac{\pi}{2}, \frac{3\pi}{2}, -\frac{3\pi}{2}$, etc.)
- The range is $y \leq -1$ or $y \geq 1$

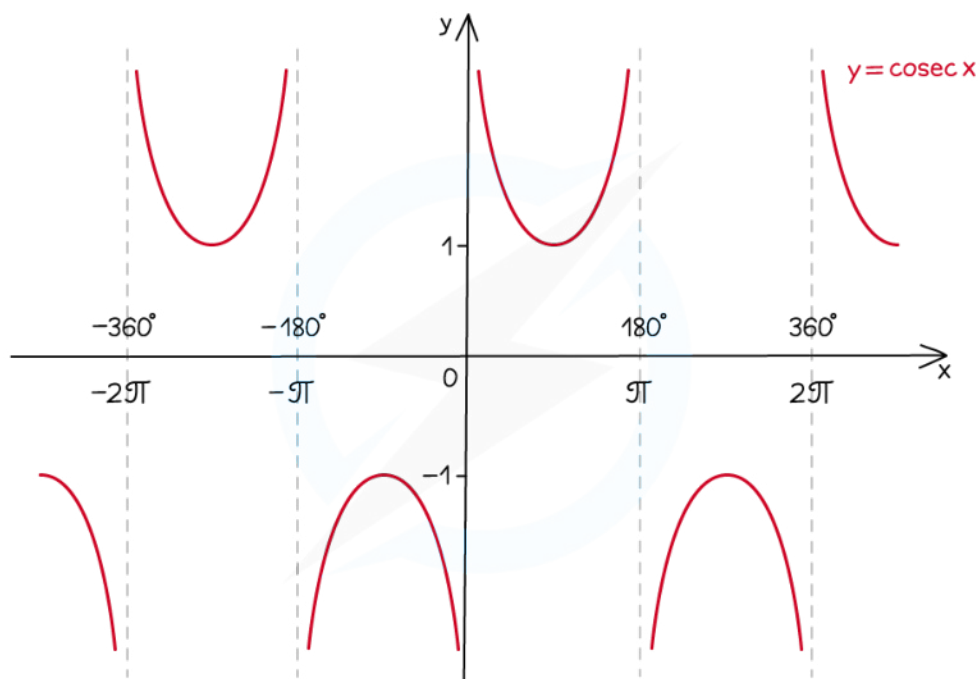


Copyright © Save My Exams. All Rights Reserved

- The graph of $y = \operatorname{cosec} x$ has the following properties:
 - It has a period of 360° (2π radians)
 - There are vertical asymptotes wherever $\sin x = 0$
 - If drawing the graph it is a good idea to sketch $\sin x$ first and draw these in
 - The domain is all x except multiples of 180° ($0^\circ, 180^\circ, -180^\circ, 360^\circ, -360^\circ$, etc.)
 - in radians this is all x except multiples of π ($0, \pi, -\pi, 2\pi, -2\pi$, etc.)
 - The range is $y \leq -1$ or $y \geq 1$



Your notes

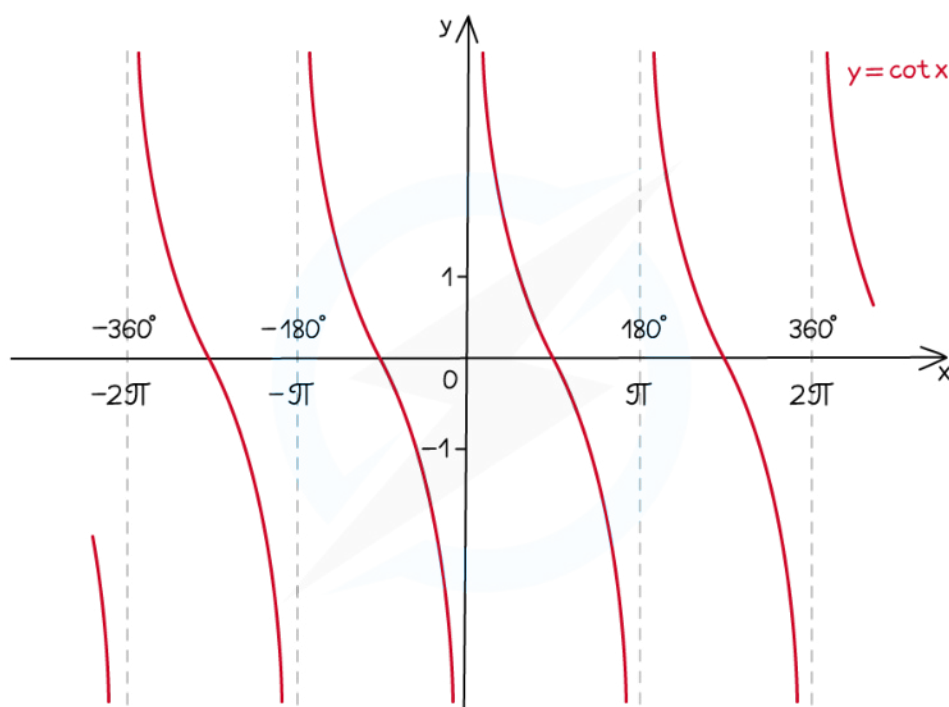


Copyright © Save My Exams. All Rights Reserved

- The graph of $y = \cot x$ has the following properties
 - It has a **period** of 180° or π radians
 - There are vertical **asymptotes** wherever $\tan x = 0$
 - The **domain** is all x **except multiples of 180°** ($0^\circ, 180^\circ, -180^\circ, 360^\circ, -360^\circ$, etc.)
 - In radians this is all x **except multiples of π** ($0, \pi, -\pi, 2\pi, -2\pi$, etc.)
 - The **range** is $y \in \mathbb{R}$ (i.e. \cot can take any real number value)



Your notes



Copyright © Save My Exams. All Rights Reserved

Examiner Tip

- To solve equations with the reciprocal trig functions, convert them into the regular trig functions and solve in the usual way
- Don't forget that both **tan** and **cot** can be written in terms of **sin** and **cos**
- You will sometimes see **csc** instead of **cosec** for cosecant



Your notes

Worked example

Without the use of a calculator, find the values of

a) $\sec \frac{\pi}{6}$

$$\begin{aligned} \sec\left(\frac{\pi}{6}\right) &= \frac{1}{\cos\left(\frac{\pi}{6}\right)} \\ &= \frac{1}{\frac{\sqrt{3}}{2}} \end{aligned}$$

the third letter is c so sec is related to cos

$\cos\left(\frac{\pi}{6}\right)$ is an exact value you should know.

$$\boxed{\sec\left(\frac{\pi}{6}\right) = \frac{2}{\sqrt{3}}}$$

b) $\cot 45^\circ$

$$\begin{aligned} \cot 45^\circ &= \frac{1}{\tan 45^\circ} \\ &= \frac{1}{1} \end{aligned}$$

the third letter is t so cot is related to tan

$\tan 45^\circ$ is an exact value you should know.

$$\boxed{\cot 45^\circ = 1}$$



Your notes

Pythagorean Identities

What are the Pythagorean Identities?

- Aside from the Pythagorean identity $\sin^2 x + \cos^2 x = 1$ there are two further Pythagorean identities you will need to learn
 - $1 + \tan^2 \theta = \sec^2 \theta$
 - $1 + \cot^2 \theta = \operatorname{cosec}^2 \theta$
 - Both can be found in the formula booklet
- Both of these identities can be derived from $\sin^2 x + \cos^2 x = 1$
 - To derive the identity for **sec²x** divide $\sin^2 x + \cos^2 x = 1$ by **cos²x**
 - To derive the identity for **cosec²x** divide $\sin^2 x + \cos^2 x = 1$ by **sin²x**

$$\begin{array}{ccc}
 & \sin^2 x + \cos^2 x = 1 & \\
 \boxed{\div \cos^2 x} & \swarrow & \searrow \boxed{\div \sin^2 x} \\
 \frac{\sin^2 x}{\cos^2 x} + \frac{\cos^2 x}{\cos^2 x} = \frac{1}{\cos^2 x} & & \frac{\sin^2 x}{\sin^2 x} + \frac{\cos^2 x}{\sin^2 x} = \frac{1}{\sin^2 x} \\
 \tan^2 x + 1 = \sec^2 x & & 1 + \cot^2 x = \operatorname{cosec}^2 x
 \end{array}$$

Copyright © Save My Exams. All Rights Reserved

Examiner Tip

All the Pythagorean identities can be found in the **Topic 3: Geometry and Trigonometry** section of the formula booklet



Your notes

Worked example

Solve the equation $9 \sec^2 \theta - 11 = 3 \tan \theta$ in the interval $0 \leq \theta \leq 2\pi$.

$$9 \sec^2 \theta - 11 = 3 \tan \theta, \quad 0 \leq \theta \leq 2\pi$$

consider how this could be changed to use $\tan^2 + 1 = \sec^2$

Range is given in terms of π so work in radians

$$(9 \sec^2 \theta - 9) - 2 = 3 \tan \theta$$

$$9(\sec^2 \theta - 1) - 2 = 3 \tan \theta$$

$$9 \tan^2 \theta - 3 \tan \theta - 2 = 0$$

$$(3 \tan \theta - 2)(3 \tan \theta + 1) = 0$$

$$\tan \theta = \frac{2}{3} \Rightarrow \theta = 0.5880 \dots$$

$$\text{or } \theta = \pi + 0.5880 \dots = 3.729 \dots$$

$$\text{or } \tan \theta = -\frac{1}{3} \Rightarrow \theta = -0.3217 \dots$$

$$\text{or } \theta = \pi + (-0.3217 \dots) = 2.819 \dots$$

$$\text{and } \theta = 2\pi + (-0.3217 \dots) = 5.961 \dots$$

$$\theta = 0.588, 2.82, 3.73, 5.96 \text{ (3 s.f.)}$$



Your notes

3.7.2 Inverse Trig Functions

Inverse Trig Functions

What are the inverse trig functions?

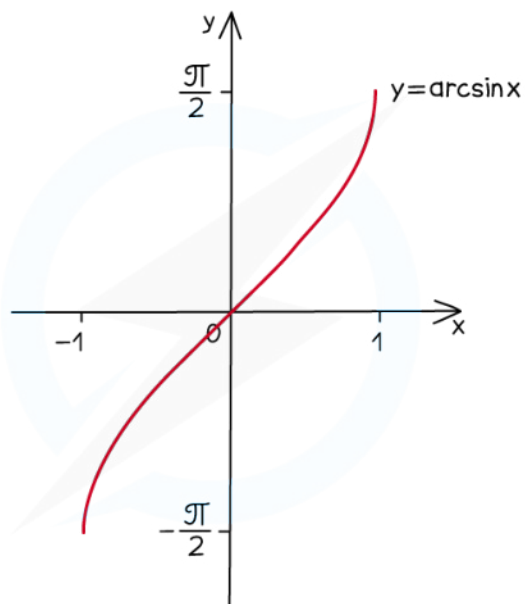
- The functions **arcsin**, **arccos** and **arctan** are the **inverse functions** of **sin**, **cos** and **tan** respectively when their domains are restricted
 - $\sin(\arcsin x) = x$ for $-1 \leq x \leq 1$
 - $\cos(\arccos x) = x$ for $-1 \leq x \leq 1$
 - $\tan(\arctan x) = x$ for all x
- You will have seen and used the inverse trig **operations** many times already
 - Arcsin is the operation **\sin^{-1}**
 - Arccos is the operation **\cos^{-1}**
 - Arctan is the operation **\tan^{-1}**
- The domains of **sin**, **cos**, and **tan** must first be restricted to make them **one-to-one functions**
 - A function can only have an inverse if it is a one-to-one function
- The domain of **sin x** is restricted to **$-\pi/2 \leq x \leq \pi/2$ ($-90^\circ \leq x \leq 90^\circ$)**
- The domain of **cos x** is restricted to **$0 \leq x \leq \pi$ ($0^\circ \leq x \leq 180^\circ$)**
- The domain of **tan x** is restricted to **$-\pi/2 < x < \pi/2$ ($-90^\circ < x < 90^\circ$)**
- Be aware that $\sin^{-1} x$, $\cos^{-1} x$, and $\tan^{-1} x$ are **not** the same as the reciprocal trig functions
 - They are used to solve trig equations such as $\sin x = 0.5$ for all values of x
 - $\arcsin x$ is the same as $\sin^{-1} x$ but not the same as $(\sin x)^{-1}$

What do the graphs of the inverse trig functions look like?

- The graphs of **arcsin**, **arccos** and **arctan** are the **reflections** of the graphs of **sin**, **cos** and **tan** (after their domains have been restricted) in the line $y = x$
 - The **domains** of $\arcsin x$ and $\arccos x$ are both $-1 \leq x \leq 1$
 - The **range** of $\arcsin x$ is $-\pi/2 \leq y \leq \pi/2$

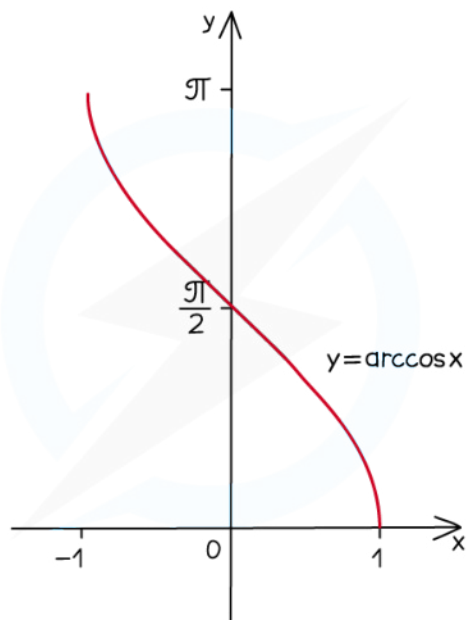


Your notes



Copyright © Save My Exams. All Rights Reserved

- The **range** of $\arccos x$ is $0 \leq y \leq \pi$

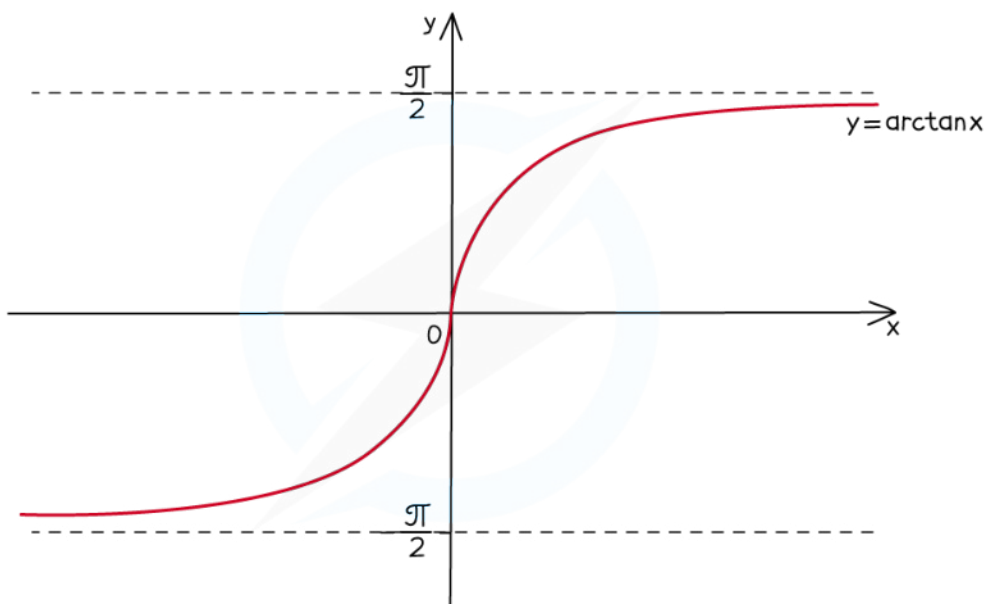


Copyright © Save My Exams. All Rights Reserved

- The **domain** of $\arctan x$ is $x \in \mathbb{R}$
- The **range** of $\arctan x$ is $-\frac{\pi}{2} < y < \frac{\pi}{2}$
 - Note that there are horizontal asymptotes at $\frac{\pi}{2}$ and $-\frac{\pi}{2}$



Your notes



Copyright © Save My Exams. All Rights Reserved

How are the inverse trig functions used?

- The functions **arcsin**, **arccos** and **arctan** are used to evaluate trigonometric equations such as $\sin x = 0.5$
 - If $\sin x = 0.5$ then $\arcsin 0.5 = x$ for values of x between $-\pi/2 \leq x \leq \pi/2$
 - You can then use symmetries of the trig function to find solutions over other intervals
- The inverse trig functions are also used to help evaluate algebraic expressions
 - From $\sin(\arcsin x) = x$ we can also say that $\sin^n(\arcsin x) = x^n$ for $-1 \leq x \leq 1$
 - If using an inverse trig function to evaluate an algebraic expression then remember to consider the domain and range of the function
 - $\arcsin(\sin x) = x$ only for $-\pi/2 \leq x \leq \pi/2$
 - $\arccos(\cos x) = x$ only for $0 \leq x \leq \pi$
 - $\arctan(\tan x) = x$ only for $-\pi/2 < x < \pi/2$
- The symmetries of the trig functions can be used when values lie outside of the domain or range
 - Using $\sin(x) = \sin(\pi - x)$ you get $\arcsin(\sin(2\pi/3)) = \arcsin(\sin(\pi/3)) = \pi/3$

Examiner Tip

- Make sure you know the shapes of the graphs for **sin**, **cos** and **tan** so that you can easily reflect them in the line $y = x$ and hence sketch the graphs of **arcsin**, **arccos** and **arctan**

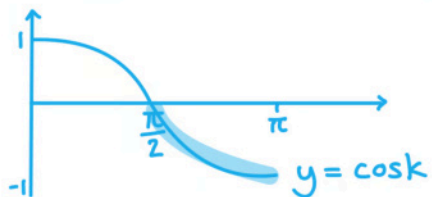


Your notes

Worked example

Given that X satisfies the equation $\arccos x = k$ where $\frac{\pi}{2} < k < \pi$, state the range of possible values of X .

If $\arccos x = k$, then $x = \cos k$ ($\cos(\arccos x) = x$)



For $\frac{\pi}{2} < k < \pi$, $-1 < \cos k < 0$

$$-1 < x < 0$$