



SL IB Physics



Measurements in Physics

Contents

- * Fundamental & Derived Units in IB Physics
- * Using Scientific Notation in Physics
- * Using Dimensional Analysis
- * Measurement Techniques in IB Physics



Your notes

Fundamental & Derived Units in IB Physics

SI Units & Prefixes

- There is a seemingly endless number of units in Physics
- These can all be reduced to seven base units from which every other unit can be derived
- These seven units are referred to as the SI Base Units; making up the system of measurement officially used in almost every country around the world

SI Base Quantities Table

Quantity	Si Base Unit	Symbol
Mass	Kilogram	kg
Length	Metre	m
Time	Second	s
Current	Ampere	A
Temperature	Kelvin	K
Amount of Substance	Mole	mol

Six SI quantities are shown. The seventh quantity, the candela, measures luminous intensity and is not covered in IB Physics. You may meet it later if you continue with Physics at university.

Derived Units

- Derived units are derived from the seven SI Base units
- The base units of physical quantities such as:
 - Newtons, **N**
 - Joules, **J**
 - Pascals, **Pa**, can be deduced
- To deduce the base units, it is necessary to use the definition of the quantity
- The Newton (N), the unit of force, is defined by the equation:
 - Force = mass \times acceleration
 - $N = \text{kg} \times \text{m s}^{-2} = \text{kg m s}^{-2}$
 - Therefore, the Newton (N) in SI base units is **kg m s⁻²**
- The Joule (J), the unit of energy, is defined by the equation:
 - Energy = $\frac{1}{2} \times \text{mass} \times \text{velocity}^2$
 - $J = \text{kg} \times (\text{m s}^{-1})^2 = \text{kg m}^2 \text{s}^{-2}$
 - Therefore, the Joule (J) in SI base units is **kg m² s⁻²**
- The Pascal (Pa), the unit of pressure, is defined by the equation:
 - Pressure = force \div area
 - $\text{Pa} = \text{N} \div \text{m}^2 = (\text{kg m s}^{-2}) \div \text{m}^2 = \text{kg m}^{-1} \text{s}^{-2}$
 - Therefore, the Pascal (Pa) in SI base units is **kg m⁻¹ s⁻²**



Your notes

length of an ant	9×10^{-4}	10^{-3}
length of a bacteria cell	2×10^{-6}	10^{-6}



Your notes



Your notes

Worked example

Estimate the order of magnitude of the following:

- (a) The temperature of an oven (in Kelvin)
- (b) The volume of the Earth (in m^3)
- (c) The number of seconds in a person's life if they live to be 95 years old

Answer:

(a) The temperature of an oven

Step 1: Identify the approximate temperature of an oven

- A conventional oven works at $\sim 200^\circ\text{C}$ which is 473 K

Step 2: Identify the order of magnitude

- Since this could be written as $4.73 \times 10^2\text{ K}$
- The order of magnitude is $\sim 10^2$

(b) The volume of the Earth

Step 1: Identify the approximate radius of the Earth

- The radius of the Earth is $\sim 6.4 \times 10^6\text{ m}$

Step 2: Use the radius to calculate the volume

- The volume of a sphere is equal to:

$$V = \frac{4}{3} \pi r^3$$

$$V = \frac{4}{3} \times \pi \times (6.4 \times 10^6)^3$$

$$V = 1.1 \times 10^{21}\text{ m}^3$$

Step 3: Identify the order of magnitude

- The order of magnitude is $\sim 10^{21}$

(c) The number of seconds in 95 years

Step 1: Find the number of seconds in a single year

1 year = 365 days with 24 hours each with 60 minutes with 60 seconds

$$365 \times 24 \times 60 \times 60 = 31\,536\,000 \text{ seconds in a year}$$

Step 2: Find the number of seconds in 95 years

$$95 \times 31\,536\,000 = 283\,824\,000 \text{ seconds}$$

- This is approximately 2.84×10^8 seconds
- Therefore the order of magnitude is $\sim 10^8$



Your notes

Scientific Notation

- In physics, **measured quantities** cover a large range from the very large to the very small
- Scientific notation is a form that is based on powers of 10
- The scientific form must have **one digit** in front of the decimal place
 - Any remaining digits remain behind the decimal place
 - The magnitude of the value comes from multiplying by 10^n where n is called 'the power'
 - This power is positive when representing large numbers or negative when representing small numbers

Worked example

Express 4 600 000 in scientific notation.

Answer:

Step 1: Write the convention for scientific notation

- To convert into scientific notation, only one digit may remain in front of the decimal point
 - Therefore, the scientific notation must be 4.6×10^n
- The value of n is determined by the number of decimal places that must be moved to return to the original number (i.e. 4 600 000)

Step 2: Identify the number of digits after the 4

- In this case, that number is +6

Step 3: Write the final answer in scientific notation

- The solution is: 4.6×10^6

Metric Multipliers

- When dealing with magnitudes of 10, there are **metric names** for many common quantities
- These are known as metric multipliers and they change the **size** of the **quantity** they are applied to
 - They are represented by prefixes that go in front of the measurement
- Some common examples that are well-known include
 - **kilometres**, km ($\times 10^3$)
 - **centimetres**, cm ($\times 10^{-2}$)
 - **milligrams**, mg ($\times 10^{-3}$)
- Metric multipliers are represented by a single letter symbol such as centi- (c) or Giga- (G)

- These letters go in front of the quantity of interest
- For example, centimetres (cm) or Gigawatts (GW)



Your notes

Common Metric Multipliers Table

Prefix	Abbreviation	Value
peta	P	10^{15}
tera	T	10^{12}
giga	G	10^9
mega	M	10^6
kilo	k	10^3
hecto	h	10^2
deca	da	10^1
deci	d	10^{-1}
centi	c	10^{-2}
milli	m	10^{-3}
micro	μ	10^{-6}
nano	n	10^{-9}
pico	p	10^{-12}
femto	f	10^{-15}



Your notes

Worked example

What is $3.6 \text{ Mm} + 2700 \text{ km}$, in m?

Answer:

Step 1: Check which metric multipliers are in this problem

- M represents **Mega**– which is $\times 10^6$ (not milli– which is small m!)
- k represents **kilo**– which is a multiplier of $\times 10^3$

Step 2: Apply these multipliers to get both quantities to be metres

$$3.6 \times 10^6 \text{ m} + 2.7 \times 10^6 \text{ m}$$

Step 3: Write the final answer in units of metres

$$6.3 \times 10^6 \text{ m}$$

Significant Figures

- Significant figures are the digits that accurately represent a given quantity
- Significant figures describe the precision with which a quantity is known
 - If a quantity has **more significant figures** then **more precise** information is known about that quantity

Rules for Significant Figures

- Not all digits that a number may show are significant
- In order to know how many digits in a quantity are significant, these rules can be followed
 - **Rule 1:** In an integer, all digits count as significant if the last digit is non-zero
 - **Example:** 702 has 3 significant figures
 - **Rule 2:** Zeros at the end of an integer do not count as significant
 - **Example:** 705,000 has 3 significant figures
 - **Rule 3:** Zeros in front of an integer do not count as significant
 - **Example:** 0.002309 has 4 significant figures
 - **Rule 4:** Zeros at the end of a number less than zero count as significant, but those in front do not.
 - **Example:** 0.0020300 has 5 significant figures
 - **Rule 5:** Zeros after a decimal point are also significant figures.
 - **Example:** 70.0 has 3 significant figures
- Combinations of numbers must always be to the smallest number significant figures



Your notes

Worked example

What is the solution to this problem to the correct number of significant figures: 18×384 ?

Answer:

Step 1: Identify the smallest number of significant figures

- 18 has only 2 significant figures, while 384 has 3 significant figures
- Therefore, the final answer should be to 2 significant figures

Step 2: Do the calculation with the maximum number of digits

$$18 \times 384 = 6912$$

Step 3: Round to the final answer to 2 significant figures

$$6.9 \times 10^3$$

Examiner Tip

When studying IB DP Physics, it is recommended to state your answer on a single line explicitly (if possible) with all necessary details to ensure the examiners can mark correctly and for best practice.

You are expected to know metric multipliers for your exams. Make sure you become familiar with them in order to avoid any mistakes.



Your notes

Using Dimensional Analysis

Using Dimensional Analysis

- An important skill is to be able to check the homogeneity of physical equations using the SI base units
 - This is also known as **dimensional analysis**
- The units on either side of the equation should be the same
- To check the homogeneity of physical equations:
 - Check the units on both sides of an equation
 - Determine if they are equal
 - If they do not match, the equation will need to be adjusted

Worked example

WORKED EXAMPLE: THE SPEED OF SOUND IN A GAS IS GIVEN BY

$$v = \sqrt{\frac{\gamma p}{\rho}}$$

← GAS PRESSURE
← GAS DENSITY

SHOW THAT γ HAS NO UNITS.

v HAS A UNIT OF ms^{-1}

p HAS A UNIT OF $\text{kg m}^{-1} \text{s}^{-2}$

ρ HAS A UNIT OF kg m^{-3}

$$p = \frac{F}{A} = \text{Nm}^{-2} \\ = (\text{kgms}^{-2})\text{m}^{-2} \\ = \text{kgm}^{-1}\text{s}^{-2}$$

$$\rho = \frac{m}{V} = \text{kgm}^{-3}$$

$$\frac{p}{\rho} = \frac{\text{kgm}^{-1}\text{s}^{-2}}{\text{kgm}^{-3}} = \text{m}^2\text{s}^{-2}$$

$$\sqrt{\frac{p}{\rho}} = \sqrt{\text{m}^2\text{s}^{-2}} = \text{ms}^{-1}$$

BOTH THE RIGHT-HAND AND LEFT-HAND SIDES HAVE THE SAME UNIT, THEREFORE γ HAS NO UNITS

Copyright © Save My Exams. All Rights Reserved

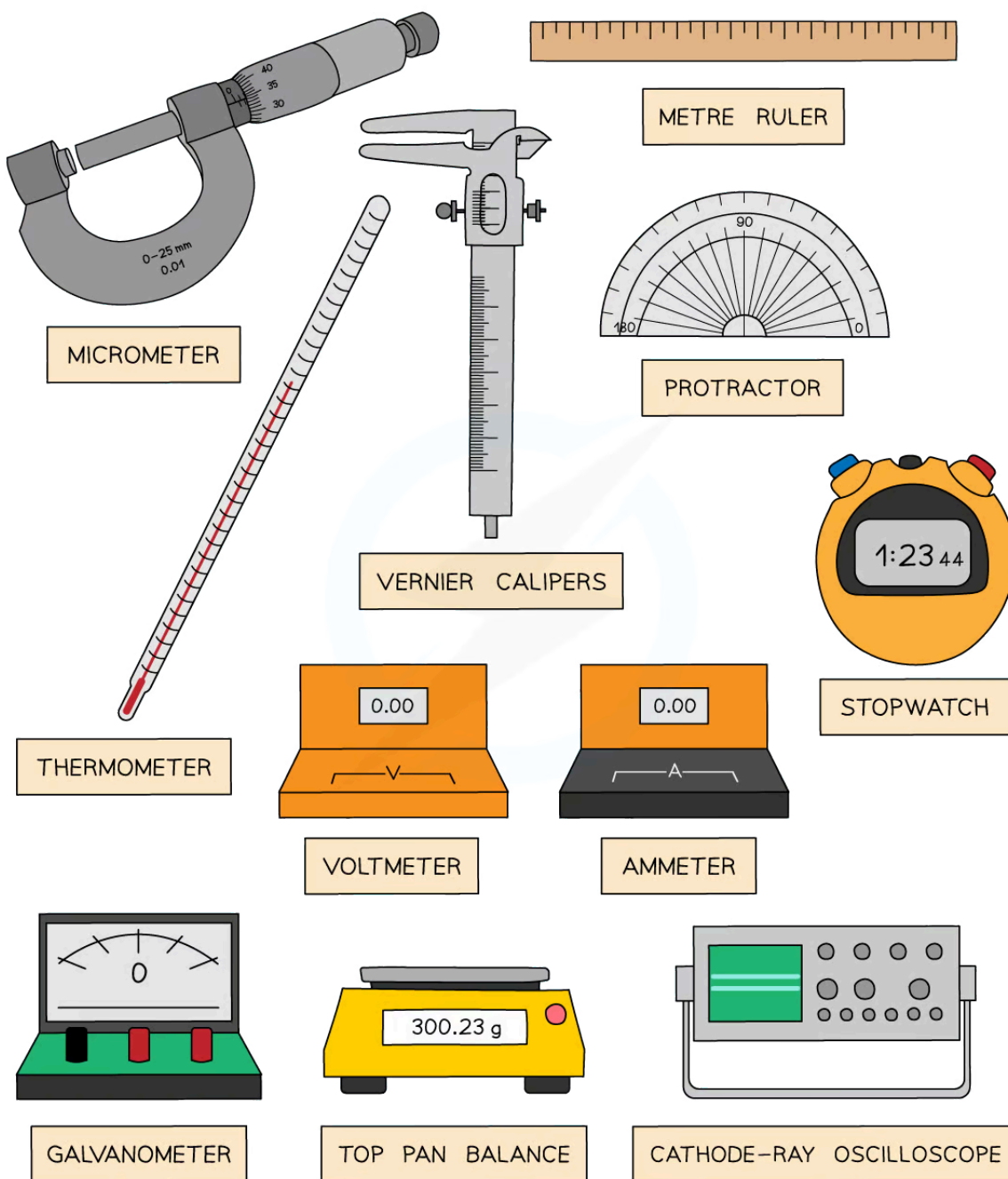
Measurement Techniques in IB Physics



Your notes

Measurement Techniques

- Common instruments used in Physics are:
 - Metre rules** - to measure distance and length
 - Thermometers** - to measure temperature
 - Measuring cylinders** - to measure the volume of liquid or the volume of displaced liquid
 - Balances** - to measure mass
 - Newtonmeters** - to measure force
 - Protractors** - to measure angles
 - Stopwatches** - to measure time
 - Ammeters** - to measure current
 - Voltmeters** - to measure potential difference
 - Sound meter** - to measure the intensity of sound
 - Light meter** - to measure the intensity of light
- More complicated instruments such as the **micrometer** screw gauge and **Vernier calipers** can be used to measure thicknesses, diameters and lengths to a greater degree of accuracy



Copyright © Save My Exams. All Rights Reserved

- When using measuring instruments like these you need to ensure that you are fully aware of what each division on a scale represents
 - This is known as the **resolution**

- The resolution is the smallest change in the physical quantity being measured that results in a change in the reading given by the measuring instrument
- The smaller the change that can be measured by the instrument, the greater the degree of resolution
- For example, a standard mercury thermometer has a resolution of 1°C whereas a typical digital thermometer will have a resolution of 0.1°C
 - The digital thermometer has a higher resolution than the mercury thermometer



Your notes

Measuring Instruments Table

Quantity	Instrument	Typical Resolution
Length	Meter Rule	1 mm
Thickness or length	Vernier Calipers	0.05 mm
Thickness or length	Micrometer	0.001 mm
Mass	Top-Pan Balance	0.01 g
Angle	Protractor	1°
Time	Stopwatch	0.01 s
Temperature	Thermometer	1°C
Potential Difference	Voltmeter	1 mV - 0.1 V
Current	Ammeter	1 mA - 0.1 A



Your notes

Controlling Variables

- For an experiment to be **valid**, it is essential that any variable that may affect the outcome of an experiment is controlled
- Some of the key practical skills that are required to do so are as follows:
 - Calibration of measuring apparatus
 - Keeping certain environmental conditions constant
 - Insulation against heat loss or gain
 - Reduction of friction
 - Reduction of electrical resistance
 - Taking background radiation into account

Calibration of Measuring Apparatus

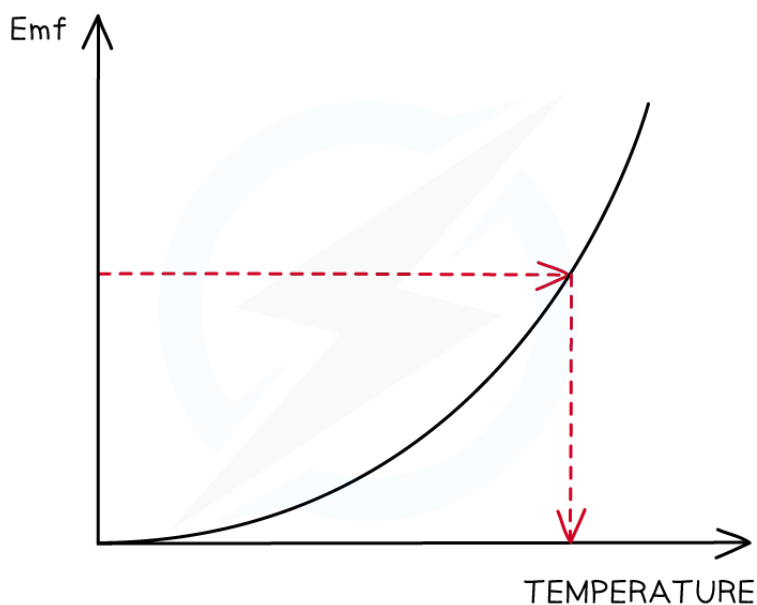
- Calibration is a comparison between a **known** measurement and the measurement you achieve using the instrument
- This checks the accuracy of the instrument, especially for higher readings
 - For example, checking whether a meter (e.g., voltmeter, micrometer, ammeter) reads **zero** before measurements are made
 - This helps to avoid zero error

Calibrating sensors

- Calibration curves are used to **convert measurements** made on one measurement scale to another measurement scale
- These are useful in experiments when the instruments used have outputs which are not proportional to the value they are measuring
 - For example, e.m.f and temperature (thermocouple) or resistance against temperature (thermistor)
- The calibration curve for a thermocouple, in which the e.m.f varies with temperature, is shown below:



Your notes



Copyright © Save My Exams. All Rights Reserved

A curve of voltage against temperature can be used as a temperature sensor

Maintaining Constant Conditions

- In an experiment, a variable is any factor that could change or be changed
- There are different types of variables within an experiment
 - The **independent variable**: the only variable that should be changed throughout an experiment
 - The **dependent variable**: the variable that is measured to determine the outcome of an experiment (the results)
 - The **controlled variables**: any other variables that may affect the results of the experiment that need to be controlled or monitored
- It is essential that any variable that may affect the outcome of an experiment is controlled in order for the results to be **valid** and to have a **fair test**
 - A fair test is one in which **only** the independent variable has been allowed to affect the dependent variable

Controlling Heat Losses & Gains

- Energy transfers by heating due to **conduction** are one of the most common sources of dissipated energy
- To reduce energy transfers by **conduction**, materials with a **low** thermal conductivity should be used
 - Materials with low thermal conduction are called **insulators**
- **Insulation** reduces energy transfers from both **conduction** and **convection**
- The effectiveness of an insulator is dependent upon:
 1. **The thermal conductivity of the material**



Your notes

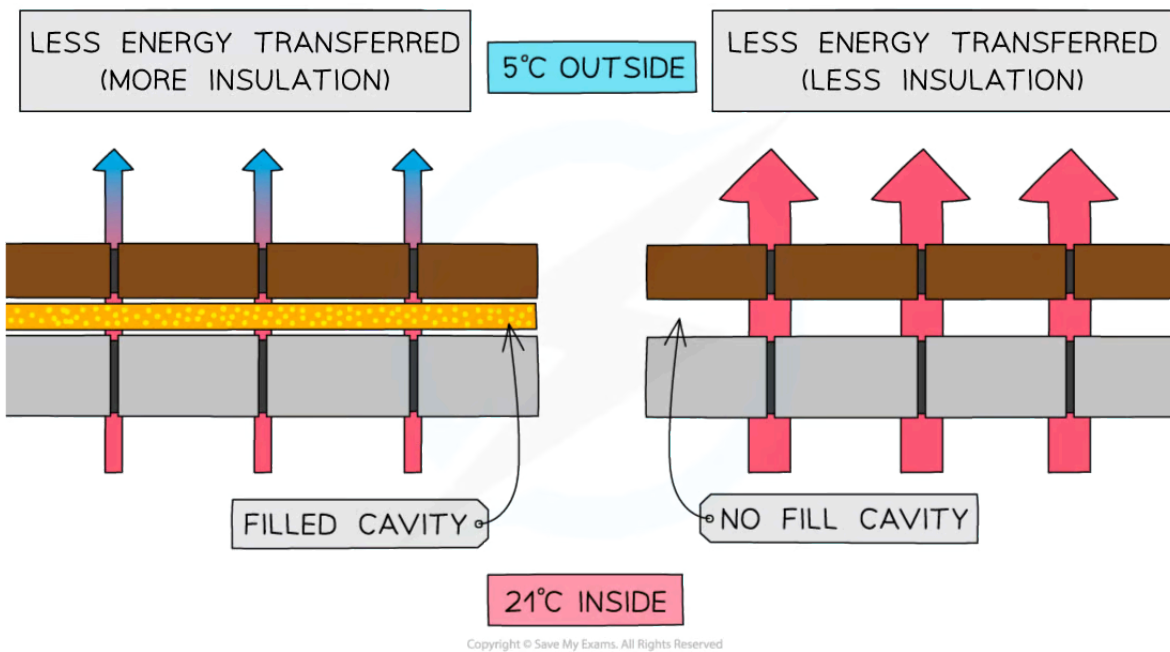
- The lower the conductivity, the lower the amount of heat loss

2. The density of the material

- The more dense the insulator, the more conduction can occur
- In a denser material, the particles are closer together so they can transfer energy to one another more easily

3. The thickness of the material

- The thicker the material, the lower the amount of heat loss



Copyright © Save My Exams. All Rights Reserved

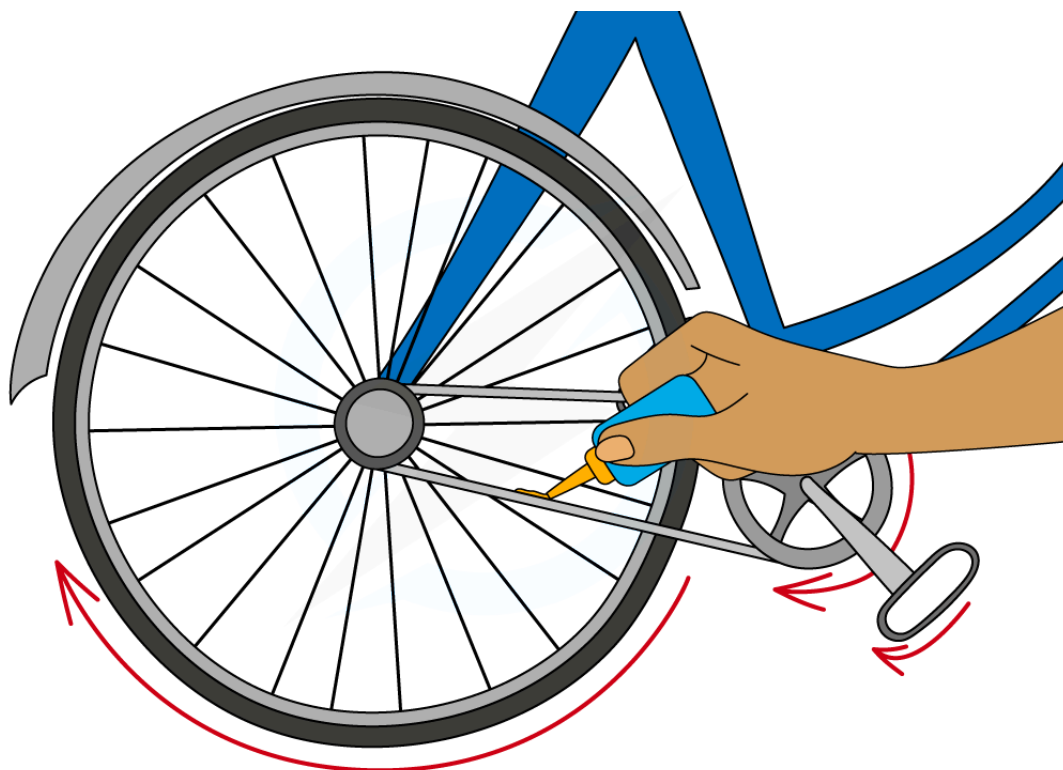
Less energy is transferred by conduction and convection if the cavity is insulated

Reducing Friction

- In a mechanical system, there is often **friction** between the moving parts of the machinery
- This results in unwanted energy transfers **by heating** the machinery and the surroundings
- **Friction** can be reduced by:
 - Adding bearings to prevent components from directly rubbing together
 - Lubricating parts



Your notes



Copyright © Save My Exams. All Rights Reserved

Lubricating parts of a bicycle to reduce friction

Reducing Electrical Resistance

- In electric circuits, there is **resistance** as current flows through the wires and components
- This results in unwanted energy transfers **by heating** to the wires, components and the surroundings
- **Resistance** can be reduced by:
 - Using components with lower resistance
 - Reducing the current

Adjusting for Background Radiation

- Although most background radiation is natural, a small amount of it comes from artificial sources, such as **medical procedures** (including X-rays)
- Levels of background radiation can vary significantly from place to place
- When conducting experiments to measure the radiation coming from radioactive sources, the background radiation must be taken into account, to do this:
 - Place a **Geiger-Muller tube** away from any radioactive sources and measure the **background count**
 - Carry out the experiment with the radioactive source
 - Subtract the background count from each reading to obtain the count rate from the source only



Worked example

A student measures the background radiation count in a laboratory and obtains the following readings:

Count rate/ counts min^{-1}	69	68	70	71	69	72
---	----	----	----	----	----	----

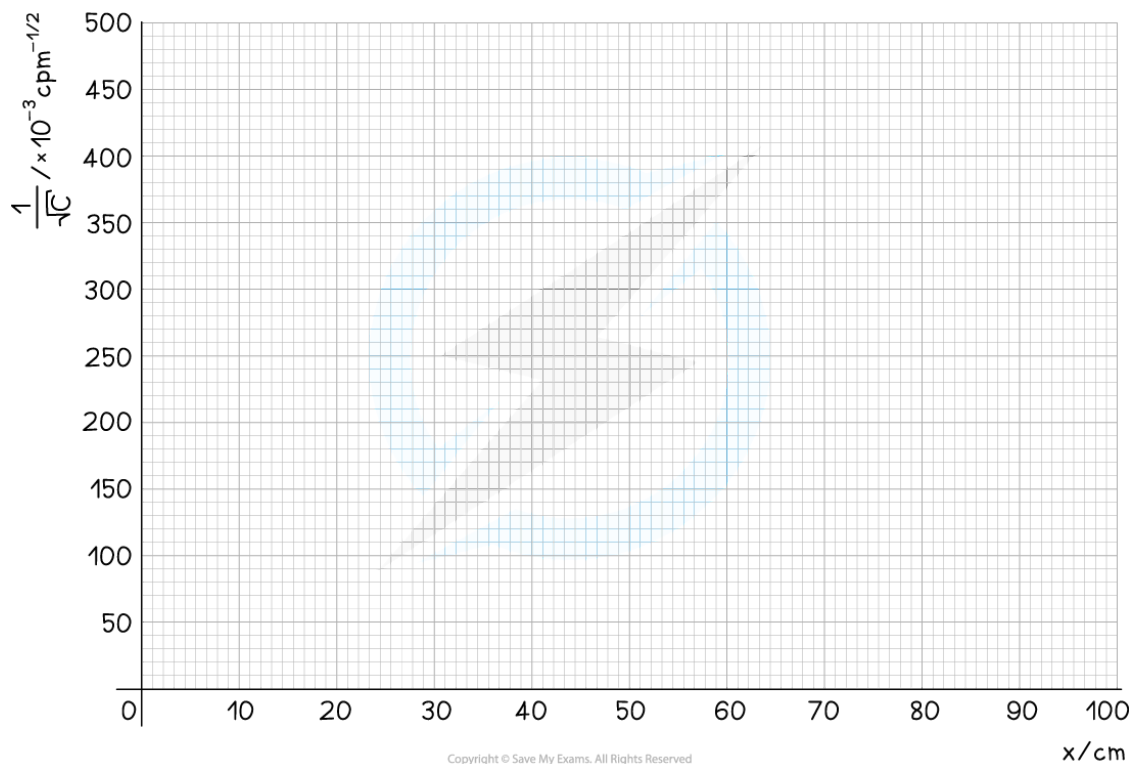
Copyright © Save My Exams. All Rights Reserved

The student is trying to verify the inverse square law of gamma radiation on a sample of Radium-226. He collects the following data:

Distance / cm		10	20	30	40	50	60	70	80	90
Count rate/ counts min^{-1}	1	586	202	123	100	89	87	79	78	76
	2	569	193	136	102	94	85	83	77	74
	3	591	199	122	104	90	80	81	79	78

Copyright © Save My Exams. All Rights Reserved

Use this data to determine if the student's data follows an inverse square law.



Copyright © Save My Exams. All Rights Reserved

Answer:

Step 1: Determine a mean value of background radiation

$$\text{Count rate} = \frac{69 + 68 + 70 + 71 + 69 + 72}{6} = 69.8 = 70$$

- The background radiation must be subtracted from each count rate reading to determine the corrected count rate, C

Step 2: Compare the inverse square law to the equation of a straight line

- According to the inverse square law, the intensity, I , of the γ radiation from a point source depends on the distance, x , from the source

$$I \propto \frac{1}{x^2}$$

- Intensity is proportional to the corrected count rate, C , so

$$C \propto \frac{1}{x^2} \rightarrow \frac{1}{C} \propto x^2 \rightarrow \frac{1}{\sqrt{C}} \propto x \rightarrow \frac{1}{\sqrt{C}} = kx$$



Your notes

- The graph provided is of the form $1/C^{-1/2}$ against x
- Comparing this to the equation of a straight line, $y = mx$
 - $y = 1/C^{-1/2}$ (counts $\text{min}^{-1/2}$)
 - $x = x$ (m)
 - Gradient = constant, k
- If it is a straight line graph through the origin, this shows they are directly proportional, and the inverse square relationship is confirmed

Step 3: Calculate C (corrected average count rate) and $C^{-1/2}$

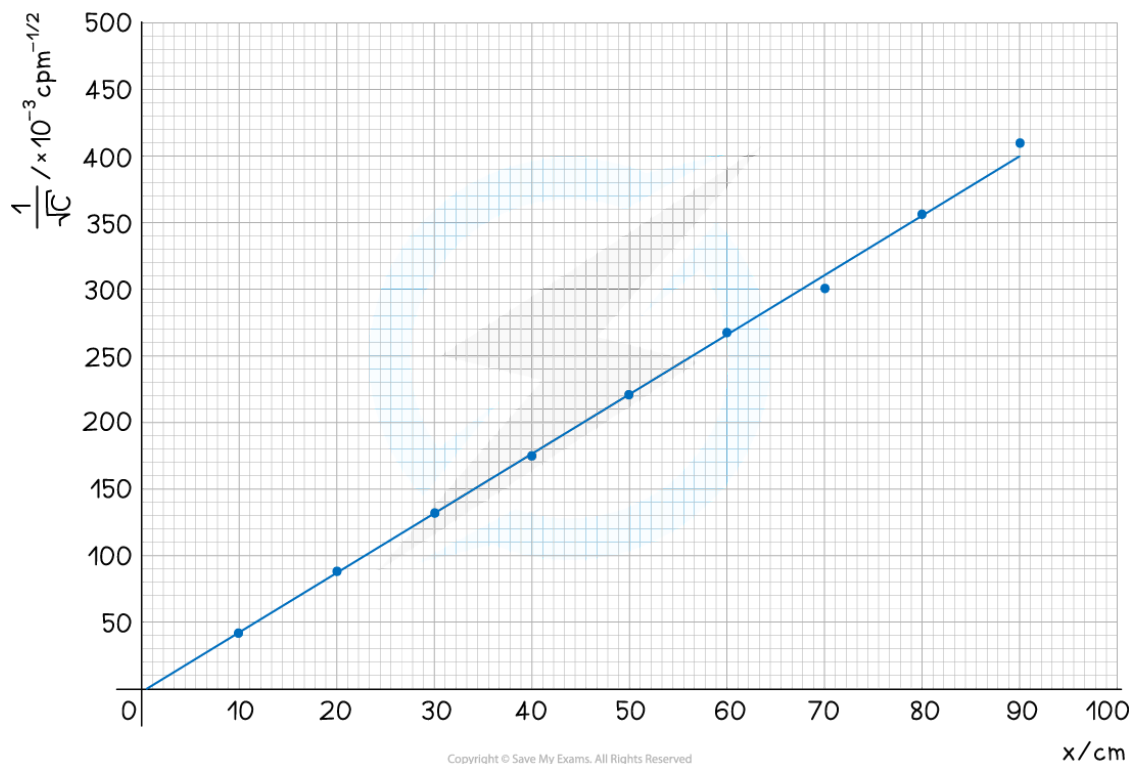
Distance x / cm	10	20	30	40	50	60	70	80	90
Average count rate/ counts min^{-1}	582	198	127	102	91	84	81	78	76
Corrected average count rate C / counts min^{-1}	512	128	57	32	21	14	11	8	6
$\frac{1}{\sqrt{C}}$ / $\text{cpm}^{-1/2}$	0.044	0.088	0.132	0.177	0.218	0.267	0.302	0.354	0.408

Copyright © Save My Exams. All Rights Reserved

Step 4: Plot a graph of $C^{-1/2}$ against x and draw a line of best fit



Your notes



- The graph shows $C^{-1/2}$ is directly proportional to x , therefore, the data follows an inverse square law