

SL IB Physics



Your notes

Doppler Effect

Contents

- * The Doppler Effect
- * The Doppler Effect of Light
- * Galactic Redshift

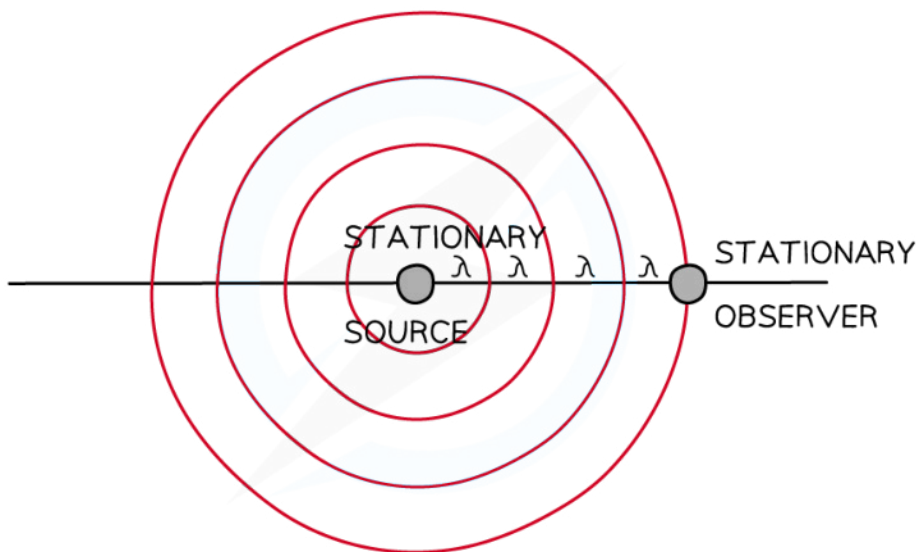


Your notes

The Doppler Effect

The Doppler Effect

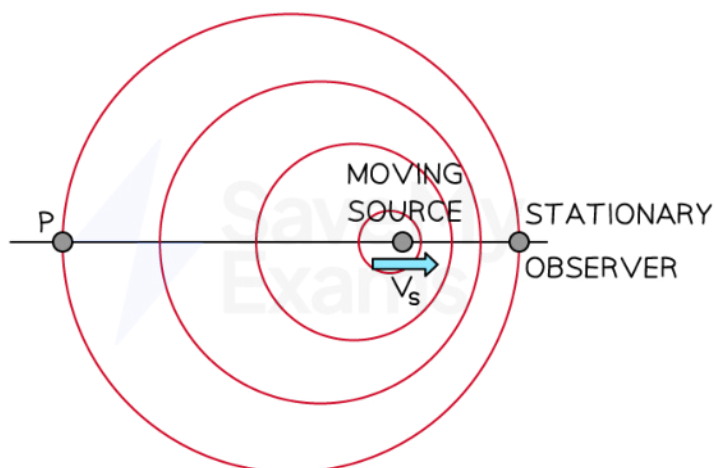
- When a source of sound, such as the whistle of a train or the siren of an ambulance, moves **away** from an observer:
 - It appears to **decrease** in frequency, i.e. it sounds **lower** in pitch
 - The **source** of the sound however, remains at a **constant** frequency
- This frequency change due to the relative motion between a source of sound or light and an observer is known as the **Doppler effect** (or **Doppler shift**)
- When the observer and the source of sound (e.g. ambulance siren) are both **stationary**:
 - The waves appear to remain at the **same** frequency for both the observer and the source
- When the observer and the source of sound (e.g. ambulance siren) are **moving** relative to each other
 - The waves appear to have a **different** frequency for both the observer and the source



Copyright © Save My Exams. All Rights Reserved

Stationary source and observer. The wavelength of the waves are the same for both observers

- When the source starts to move **towards** the observer, the wavelength of the waves is **shortened**
 - The sound, therefore, appears at a **higher** frequency to the observer



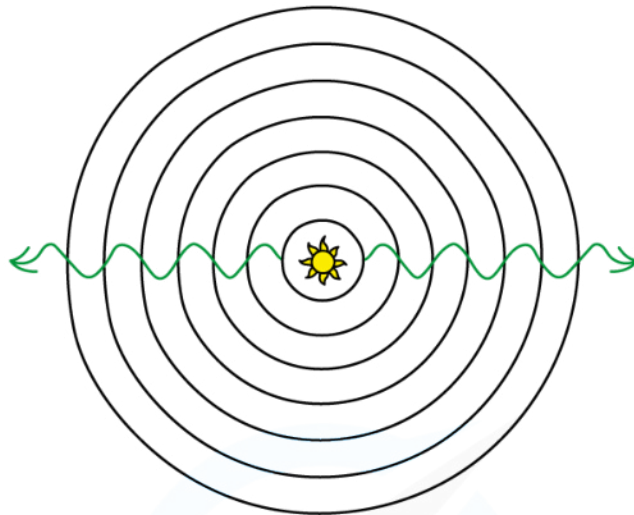
Copyright © Save My Exams. All Rights Reserved

Moving source at speed v_s and stationary observer. The waves are closer together closer near the stationary observer

- Notice how the waves are **closer** together between the source and the observer compared to point P and the source
- This also works if the source is moving **away** from the observer
 - If the observer was at point P instead, they would hear the sound at a lower frequency due to the wavelength of the waves **broadening**
- The frequency is **increased** when the source is moving **towards** the observer
- The frequency is **decreased** when the source is moving **away** from the observer
- The same phenomena occurs for electromagnetic waves, such as light
- Waves moving **away** from the observer are **red-shifted**
 - Their wavelengths shift to the red end of the [electromagnetic spectrum](#)
 - This is equivalent to sound waves appearing at a **lower** frequency to the observer
- Waves moving **towards** the observer are **blue-shifted**
 - Their wavelengths shift to the blue end of the [electromagnetic spectrum](#)
 - This is equivalent to sound waves appearing at a **higher** frequency to the observer
- This is because red light has a **longer wavelength** than blue light



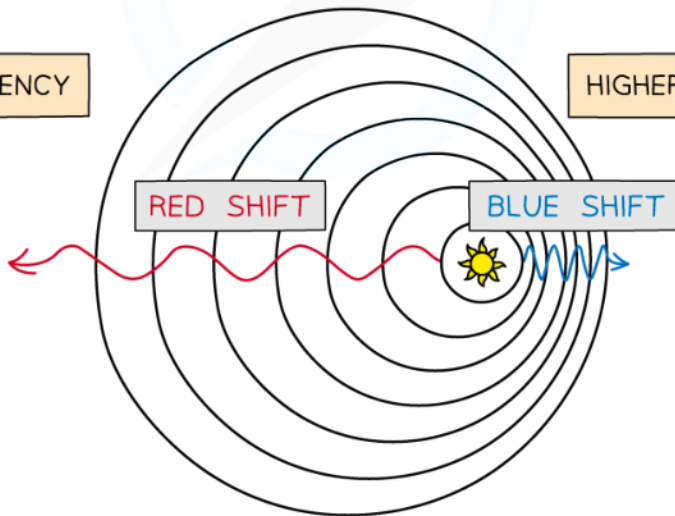
Your notes



OBJECT NOT MOVING RELATIVE TO OBSERVER

LOWER FREQUENCY

HIGHER FREQUENCY



DIRECTION OF MOTION

Copyright © Save My Exams. All Rights Reserved

Red shift and blue shift for electromagnetic waves



Your notes

Worked example

A cyclist rides a bike ringing their bell past a stationary observer.

Which row correctly describes the Doppler shift caused by the sound of the bell?

	Wavelength	Frequency	Sound pitch
A	Shorter	Higher	Lower
B	Longer	Lower	Higher
C	Shorter	Lower	Higher
D	Longer	Lower	Lower

Answer: D

- If the cyclist is riding past the observer, the wavelength of sound waves are going to become longer
 - This rules out options **A** and **C**
- A longer wavelength means a lower frequency (from $v = f\lambda$)
- Lower frequency creates a lower sound pitch
 - Therefore, the answer is row **D**

Examiner Tip

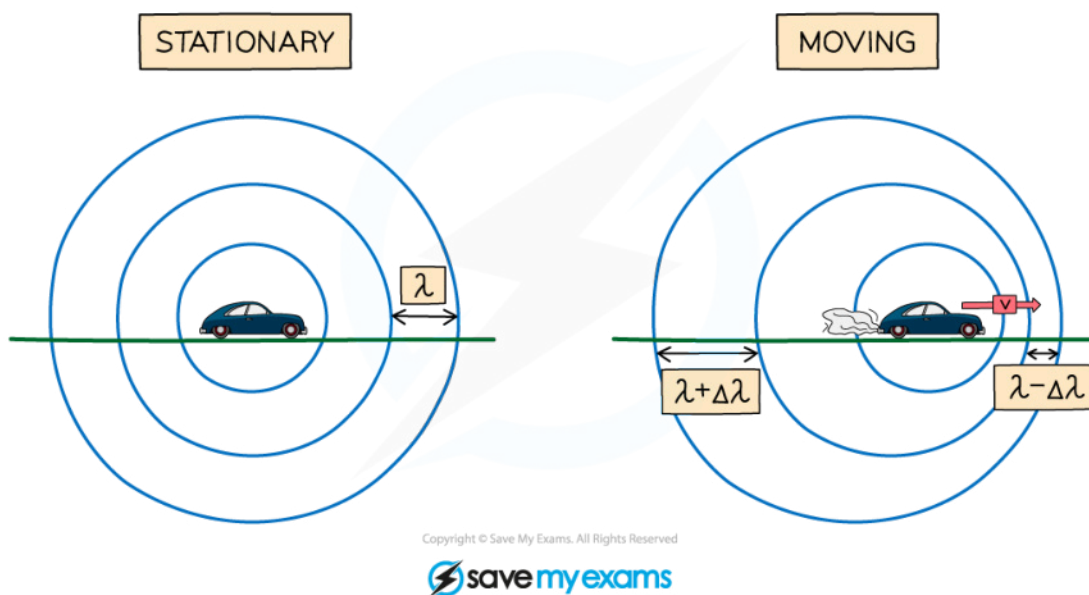
The relationship between frequency and wavelength is determined by the wave equation, which is given in your data booklet. The speed v of the wave does not change.

Representing The Doppler Effect

- Wavefront diagrams help visualise the Doppler effect for moving wave sources and stationary observers



Your notes



Wavefronts are even in a stationary object but are squashed in the direction of the moving wave source

- $\Delta\lambda$ is the **change in** wavelength
 - The bigger the change, the bigger the doppler shift
- A moving object will cause the **wavelength**, λ , (and frequency) of the waves to change:
 - The **wavelength** of the waves **in front** of the source **decreases** ($\lambda - \Delta\lambda$) and the **frequency increases**
 - The wavelength **behind** the source **increases** ($\lambda + \Delta\lambda$) and the **frequency decreases**
- The Doppler shift is observed by **all** waves including **sound** and **light**



Your notes

The Doppler Effect of Light

The Doppler Effect of Light

- The Doppler shift for a light-emitting non-relativistic source can be described using the equation:

$$\frac{\Delta f}{f} = \frac{\Delta \lambda}{\lambda} \approx \frac{\Delta v}{c}$$

- Where:
 - Δf = change in frequency (Hz)
 - f = reference (original) frequency (Hz)
 - $\Delta \lambda$ = change in wavelength (m)
 - λ = reference (original) wavelength (m)
 - Δv = relative velocity of the source and observer (m s^{-1})
 - c = the speed of light (m s^{-1})
- The sign \approx means 'approximately equals to'
- This equation only works if $v \ll c$
- The change in wavelength $\Delta \lambda$ is equal to:

$$\Delta \lambda = \lambda_0 - \lambda$$

- Where:
 - λ_0 = **observed** wavelength of the source (m)
- Since the fractions have the **same** units on the numerator (top number) and denominator (bottom number), the Doppler shift has **no units**
- The **relative speed** between the source and observer along the line joining them is given by:

$$\Delta v = v_s - v_o$$

- Where:
 - v_s = velocity of the **source** of the light (m s^{-1})
 - v_o = velocity of the **observer** (m s^{-1})
- Usually, we calculate the speed of the source of electromagnetic waves **relative** to an observer which we assume to be **stationary**
 - Therefore $v_o = 0$, hence $\Delta v = v_s = v$
 - Where v is the velocity at which the source of the electromagnetic waves is moving from the observer
- Hence, the Doppler shift equation can be written in terms of wavelength:

$$\frac{\Delta \lambda}{\lambda} = \frac{\lambda_0 - \lambda}{\lambda} \approx \frac{v}{c}$$

- It can also be written in terms of frequency:

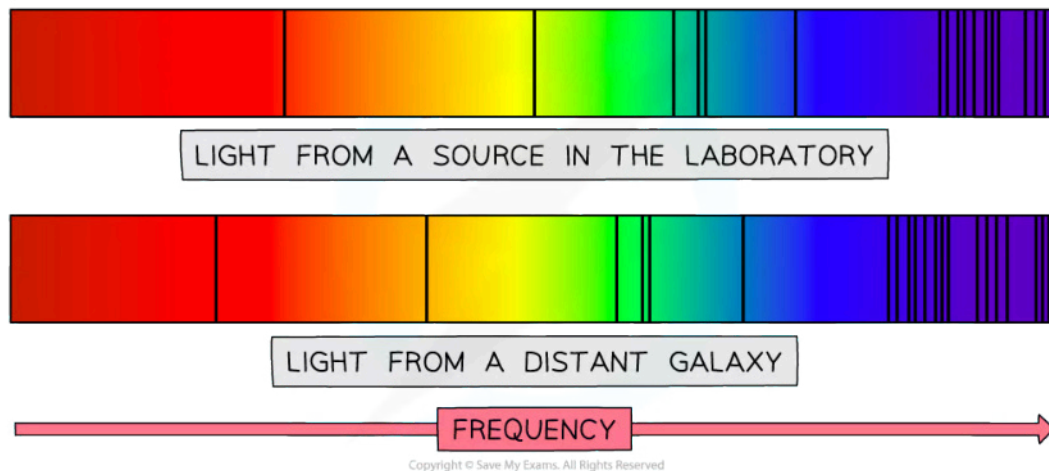
$$\frac{\Delta f}{f} = \frac{f_0 - f}{f} \approx \frac{v}{c}$$



Your notes

Spectral Lines

- Doppler shift can easily be seen in [atomic spectral lines](#) from planets and stars



Spectral lines showing red shift

- Each line represents an element making up the composition of the galaxy
- The lines are identical to those measured in the lab and the light measured from the distant galaxy
- Since the lines all move to the left (the red end of the spectrum) this means the galaxy is travelling **away** from Earth



Your notes

Worked example

A stationary source of light is found to have a spectral line of wavelength 438 nm. The same line from a distant star that is moving away from us has a wavelength of 608 nm.

Calculate the speed at which the star is travelling away from Earth.

Answer:

Step 1: List the known quantities

- Unshifted wavelength, $\lambda = 438 \text{ nm}$
- Shifted wavelength, $\lambda_0 = 608 \text{ nm}$
- Change in wavelength, $\Delta\lambda = (608 - 438) \text{ nm} = 170 \text{ nm}$
- Speed of light, $c = 3.0 \times 10^8 \text{ m s}^{-1}$

Step 2: Write down the Doppler equation and rearrange for velocity v

$$\frac{\Delta\lambda}{\lambda} = \frac{v}{c}$$

$$v = \frac{c\Delta\lambda}{\lambda}$$

Step 3: Substitute values to calculate v

$$v = \frac{(3.0 \times 10^8) \times 170}{438} = 1.16 \times 10^8 \text{ m s}^{-1}$$



Your notes

Worked example

The stars in a distant galaxy can be seen to orbit about a galactic centre. The galaxy can be observed 'edge-on' from the Earth.

Light emitted from a star on the left-hand side of the galaxy is measured to have a wavelength of 656.44 nm. The same spectral line from a star on the right-hand side is measured to have a wavelength of 656.12 nm.

The wavelength of the same spectral line measured on Earth is 656.28 nm.

- State and explain which side of the galaxy is moving towards the Earth.
- Calculate the rotational speed of the galaxy.

Answer:

(a)

- The light from the right-hand side (656.12 nm) is observed to be at a shorter wavelength than the reference line (656.28 nm)
- Therefore, the right-hand side has been blue-shifted and must be moving towards the Earth

(b)

Step 1: List the known quantities

- Observed wavelength on LHS, $\lambda_{LHS} = 656.44$ nm
- Observed wavelength on RHS, $\lambda_{RHS} = 656.12$ nm
- Reference wavelength, $\lambda = 656.28$ nm
- Speed of light, $c = 3.0 \times 10^8$ m s⁻¹

Step 2: Calculate the average change in wavelength

$$\Delta\lambda = \frac{\lambda_{LHS} - \lambda_{RHS}}{2} = \frac{656.44 - 656.12}{2}$$

$$\Delta\lambda = 0.32 \text{ nm}$$

Step 3: Write down the Doppler equation and rearrange for velocity v

$$\frac{\Delta\lambda}{\lambda} = \frac{v}{c}$$

$$v = \frac{c\Delta\lambda}{\lambda}$$

Step 4: Substitute values into the velocity equation

$$v = \frac{(3 \times 10^8) \times 0.32}{656.28}$$

Rotational speed: $v = 1.46 \times 10^5 \text{ m s}^{-1} = 146 \text{ km s}^{-1}$



Your notes

Examiner Tip

You need to know that in the visible light spectrum **red light** has the **longest wavelength** and the **smallest frequency** compared to **blue light** which has a **shorter wavelength** and **higher frequency**.

The second worked example didn't change the wavelengths from nm into m, since it doesn't matter in the equation as the units will cancel out.




Your notes

Galactic Redshift

Galactic Redshift

- In space, the Doppler effect of **light** can be observed when spectra of distant stars and galaxies are observed, this is known as:
 - Redshift** if the object is moving **away** from the Earth
 - The wavelength is increasing but the frequency is decreasing
 - Blueshift** if the object is moving **towards** the Earth
 - The wavelength is decreasing but the frequency is increasing

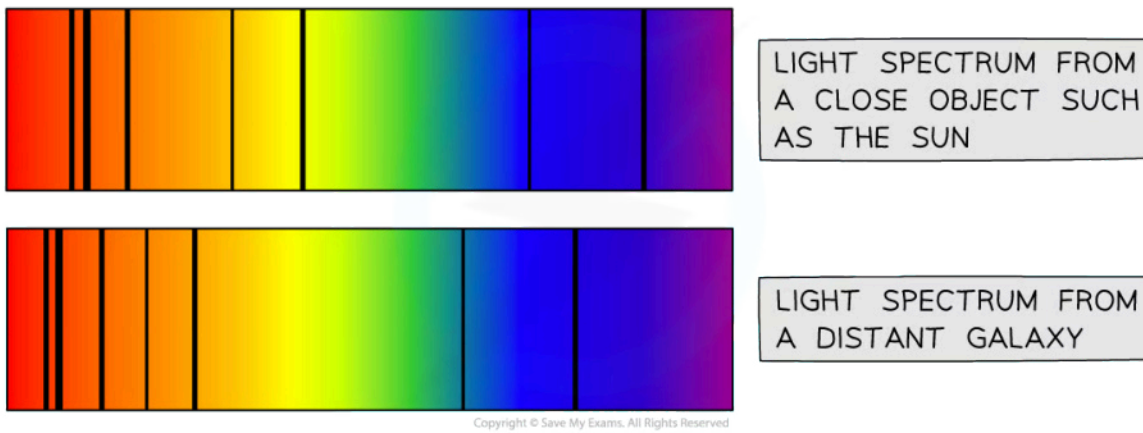


Stars and galaxies can be red or blueshifted to an observer on Earth

- Redshift is defined as:
 - The fractional increase in wavelength (or decrease in frequency) due to the source and observer receding from each other**
- Redshift can be observed by comparing the **light spectrum** produced from a close object, such as our Sun, with that of a distant galaxy
 - The light from the distant galaxy is shifted towards the **red** end of the spectrum (compared to the Sun's spectra)
 - This provides evidence that the universe is **expanding**



Your notes




Comparing the light spectrum produced by the Sun with light from a distant galaxy

Positive and Negative Velocities

- If the speed of the galaxy relative to Earth is **positive** then the galaxy is moving **towards** the Earth
 - This is the case when the observed frequency f_o is **greater** than the reference frequency f
- If the speed of the galaxy relative to Earth is **negative** then the galaxy is moving **away** from the Earth
 - This is the case when the observed frequency f_o is **less** than the reference frequency f

An Expanding Universe

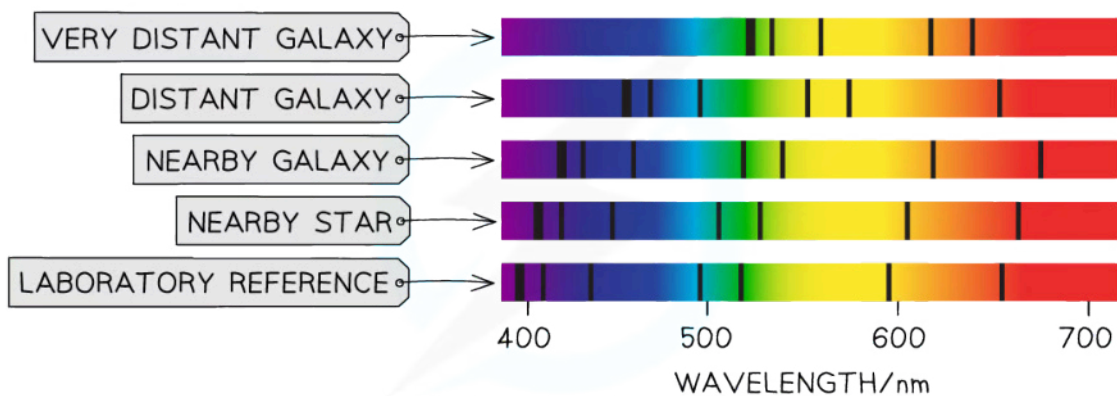
- After the discovery of Doppler redshift, astronomers began to realize that almost all the galaxies in the universe are receding
- This led to the idea that the space between the Earth and the galaxies must be **expanding**
- This expansion stretches out the light waves as they travel through space, shifting them towards the red end of the spectrum





Your notes

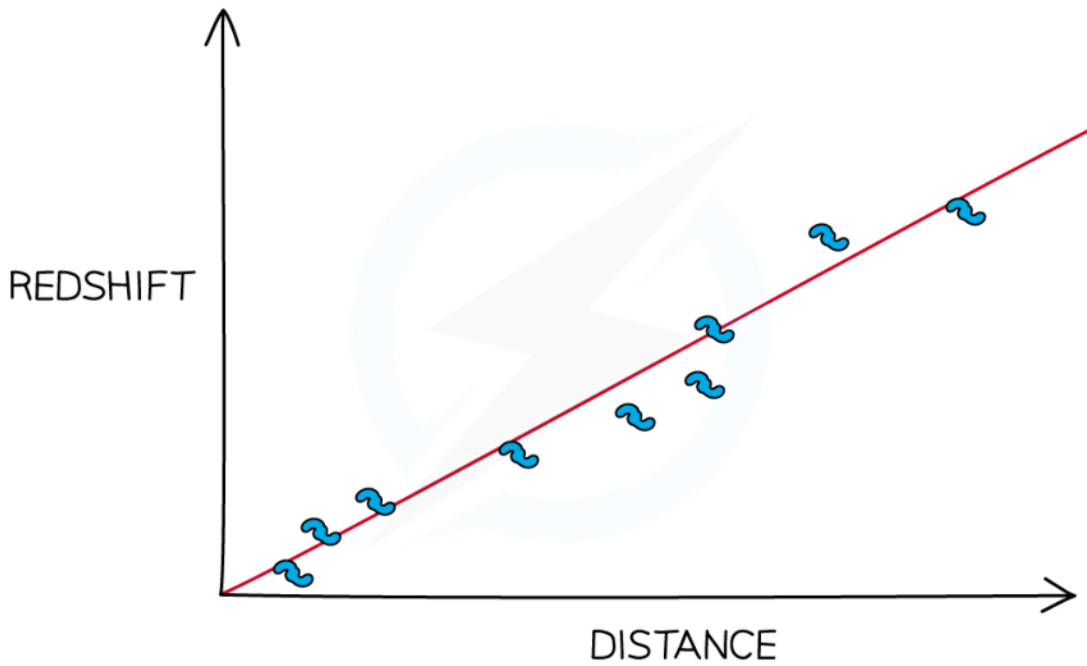
- The expansion of the universe can be compared to dots on an inflating balloon
 - As the balloon is inflated, the dots all move away **from each other**
 - In the same way, as the rubber stretches when the balloon is inflated, space itself is **stretching out between galaxies**
 - Just like the dots, the galaxies move away from each other, however, **they themselves** do not move
- Another observation from looking at the light spectra produced by distant galaxies is that the **greater** the **distance** to the galaxy, the **greater** the **redshift**
 - This means that the greater the degree of redshift, the **faster** the galaxy is moving away from Earth



The further a galaxy is from Earth, the greater its redshift tends to be



Your notes



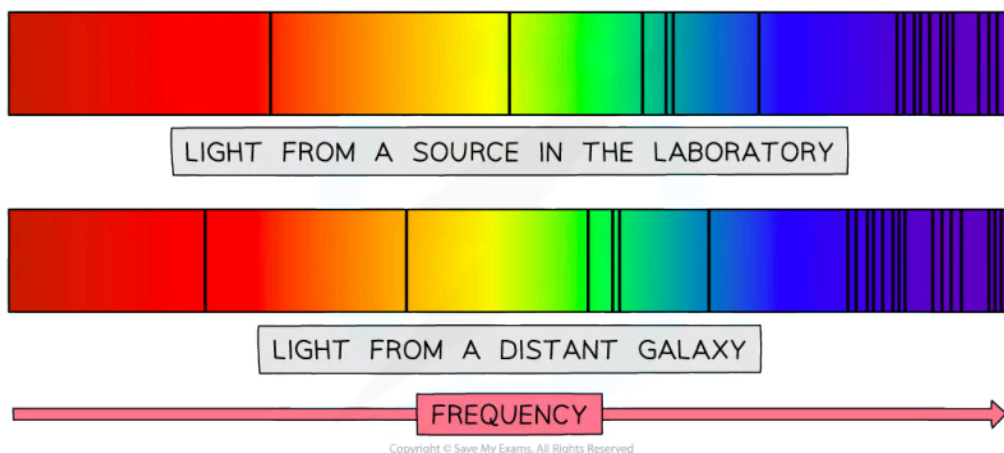
Copyright © Save My Exams. All Rights Reserved



The furthest galaxies appear to be redshifted the most and are receding the fastest

Worked example

The spectra below show dark absorption lines against a continuous visible spectrum.



A particular line in the spectrum of light from a source in the laboratory has a frequency of 4.570×10^{14} Hz. The same line in the spectrum of light from a distant galaxy has a frequency of 4.547×10^{14} Hz.

Calculate the speed of the distant galaxy in relation to the Earth. State whether it is moving towards or away from the Earth.

Answer:

Step 1: Write down the known quantities

- Observed frequency, $f_0 = 4.547 \times 10^{14}$ Hz
- Reference (source) frequency, $f = 4.570 \times 10^{14}$ Hz
- Shift in frequency, $\Delta f = \text{observed} - \text{source} = (4.547 - 4.570) \times 10^{14} = -2.3 \times 10^{12}$ Hz
- Speed of light, $c = 3.0 \times 10^8 \text{ m s}^{-1}$

Step 2: Write down the Doppler redshift equation

$$\frac{\Delta f}{f} = \frac{f_0 - f}{f} \approx \frac{v}{c}$$

Step 3: Rearrange for speed v , and calculate

$$v = \frac{c\Delta f}{f} = \frac{(3.0 \times 10^8) \times (-2.3 \times 10^{12})}{4.570 \times 10^{14}} = -1.5 \times 10^6 \text{ m s}^{-1}$$

Step 4: Write a concluding sentence

- The velocity is **negative**, so the source is moving **away from** the Earth
- OR**
- The observed frequency is **less** than the source frequency, therefore, there is a decrease in frequency, so the source is **receding**, or moving away, from the Earth at $1.5 \times 10^6 \text{ m s}^{-1}$



Your notes

Examiner Tip

Keep track of the minus signs in your calculation, as this gives you information about whether the object is moving away or towards the observer.

The speed of light is given in your data booklet, you will not need to memorise this value.